

# NINTENDO POWER

FOR THE NEW  
Nintendo Wii

COMING TO THE NEW NINTENDO DS

## WARIO LAND

**SUPER MARIO LAND 3**

Exclusive Hunt on Nintendo Island

**SUPER NES  
NBA JAM**



ISSN 1044-0594  
91



THE SOURCE FOR NEWS AND STRATEGIES STRAIGHT FROM THE PROS



# Get Something Be

Get them into the Nintendo Power  
Super Power Club and you'll pick-up  
4 Super Power Stamps! All they need  
to do is fill out this form.



# A Friend Into sides Trouble.



# TIME IS RUNNING OUT!



**THE FIRST NINTENDO POWER SUPER POWER SUPPLIES CATALOG EXPIRES ON MARCH 31, 1994!**

This is your very last chance to order merchandise from the first Super Power Supplies Catalog. Great stuff like the Yoshi Pocket T-shirt, Mega T-shirt, Classic Character Calendar, Hooded Zelda Sweatshirt, Mario's "M" Cap, and many other cool items will not be available in the second catalog, so you'd better act fast!!!

**THE SECOND SUPER POWER SUPPLIES CATALOG WILL BE SENT WITH VOLUME 59!**

## GAME REVIEWS

NBA JAM .....	8
WOLFENSTEIN 3-D .....	14
SUPER R-TYPE III .....	30
METAL MARINES .....	35
THE FLINTSTONES THE TREASURE OF SIERRA MADROCK .....	40
WARIO LAND: SUPER MARIO LAND 3 ...	74
ZODA'S REVENGE: PART 2 .....	90

## PREVIEW STUNT RACE FX ... 22

### SPECIAL FEATURES

WINTER CES REPORT .....	26
VIDEO GAME COLLEGES .....	44
NESTER AWARDS NOMINEES ...	96

## REGULAR FEATURES

### TIPS

CLASSIFIED INFORMATION .....	48
COUNSELORS' CORNER .....	64

### UPDATES

NOW PLAYING .....	102
PAK WATCH .....	108
NEXT ISSUE .....	114

### COMICS

METROID .....	58
---------------	----

### FEEDBACK

PLAYER'S PULSE .....	6
POWER PLAYER'S CHALLENGE .....	72
TOP 20 .....	100





# PLAYER'S

**T**he game I purchased that was completely different than I expected was *Rambo* for the NES. I saw him firing a machine gun on the package and it looked really cool. So I bought it. When I got home I started to play the game. It was boring. All you could do was walk around and fight with a knife. The only enemies I met were spiders, gorillas, bugs, etc. Also, you moved around by standing on blocks labelled "N" or "S" for north or south. It was a real disappointment.

**Scott Nichols  
Hudson, ME**

**A**bout seven months ago I purchased *Final Fantasy Mystic Quest*. I was thinking it would be somewhat like *Final Fantasy II*. As it turned out, I was wrong. It was too easy and the fun of freely exploring the world was gone. Don't get me wrong, the graphics are wonderful and it is good for beginners. After I bought it, it turned out to be a disappointment.

**Beau Eckermann  
Montgomery, AL**

## MORTAL KOMBATANTS

GIVE US ALL OF YOUR CANDY...NOW!!!



Kevin "Peoble" Anderson, Zach "Taydon" Gessler, and Kyle "Scorpion" Anderson strike a pose before marching through the streets of Newburgport, Massachusetts, in search of sugar-coated swag on a recent evening at the end of October.

**W**hen I saw that my mom had bought *The Magical Quest* for Super NES I thought it would be really dumb and boring because it had Mickey Mouse in it. But when I sat down and played it, it wasn't so dumb and boring—it was actually cool and also had awesome graphics. Whenever I had doubts, I just got out Volume 44 of *Nintendo Power* and found some awesome info on how to play better. Finally, a couple of weeks later, I beat it thanks to *Nintendo Power*. Now *Nintendo Power* is even helping my mom to play better. Mom said *Nintendo Power* helped her to make a choice on what game to buy and probably always will from now on.

**Ricky Cupp  
Upper Sandusky, OH**

**I** purchased Capcom's *Willow*. I thought it was like the arcade game. I was disappointed because it was a *Zelda* wanna be. After mastering it without help, it turned out to be a good game after all!

**Alex Hernandez  
Yuma, AZ**

**M**any months ago, you did a review of a game called *Out Of This World* by Interplay. When I purchased it, I was under the impression that it was a Contra-like action game with different graphics. I was very surprised to discover that it was the exact opposite of my original assumption. I loved it. The animation was splendid and it really made me think. In fact, I told my social studies teacher about it and he asked me to bring my Super NES in to school with the game. Before school, I showed him how to complete the game and he used it as a problem-solving demonstration for all of his classes! It was a hit. Five people I know bought the game! It was a very interesting chain of events.

**Figi C. Hebben III  
Sewell, NJ**

**I** bought a game two months ago called *Meek Warrior*. I beat the game in nine hours. I saw the game in one of your issues and it looked cool. It gave me enough information to make me decide to buy it. The only problem I had was that it wasn't very interesting or challenging, especially in the Attack Tank!

**Mark Wynne  
Aurora, CO**

**I** once bought a game from a friend called *Fester's Quest*. I was expecting a great game after reading about it in *Nintendo Power*. But even with the magazine at my side, it took me two and a half hours to make it to the first boss and another two to make it to the second. A friend of mine bought the game and it took him eleven hours to reach the end using the magazine. I thought the review was misleading. But other games such as *Star Wars*, *The Empire Strikes Back*, *Maniac Mansion* and *Super Mario Bros. 2* are better than the reviews.

**Mike Fink  
Montoursville, PA**

What do you think about the content of *Nintendo Power* as it applies to game types? Do you think we should review more (or fewer) action games, sports games, RPG's, simulations, etc.? OK, you know the drill....write to us!



**NINTENDO POWER  
PLAYER'S PULSE  
P.O. BOX 97033  
REDMOND, WA  
98073-9733**

# PULSE



## ENVELOPE ART SHOWCASE



### EDITOR'S CORNER!

The new Super Power Supplies Catalog is almost completed and we're packing it full of Nintendo- and Super Power Club-related goodies! If you haven't already used the Stamps that you received in the first catalog, your buying power should really be growing by now. There will be more special contests to enter in the coming months. Are you collecting your Kellogg's cereal box tops? If you want to keep saving your Stamps, great, but trust me—it'll be difficult to pass up scoring a great deal on the new merchandise. And remember, only Super Power Club members like you can get the goods!

**Gail Tilden**  
Editor-in-Chief

### PHONE DIRECTORY

**NINTENDO POWER  
SUBSCRIPTIONS &  
CONSUMER SERVICE**

**1-800-255-3700**  
(Toll 1-800-422-4281)

Call for service, general assistance or to change your address between 4 a.m. and midnight Pacific time, Monday through Saturday 8 a.m. and 7 p.m. Eastern. French and Spanish-speaking representatives are available.

**GAME COUNSELING**

**1-206-885-7529**  
(Toll 1-206-883-9714)

Call our Game Counselors for help between 4 a.m. and midnight Pacific time, Monday through Saturday 8 a.m. and 7 p.m. Eastern. It's long distance, so before you call, be sure to get permission from whoever pays the bill.

**NINTENDO  
POWER**

### STAFF

Publisher — M. Arakawa  
Producer-in-Chief — Hirokazu Kato  
Editor-in-Chief — Gail Tilden  
Senior Editor — Pam Sather  
Editors — Scott Pollack  
Leska Swan  
Jeff Bufus  
Jon Whisler  
George Sinfeld  
Jane Hacker

Editorial Consultants — Howard Lincoln  
Peter Mann  
Phil Rogers  
Joane Tingdala  
Gene Swain  
Griffey Advertising

Cover Design — Machio Gattaro  
Copy Coordinators — Thomas Tibbo  
Theresa Tibbo  
Lana Hoffman

Director of Production — Tsutomu Ohnaka  
Miko Taketa

Producer — Yoshio Takahata  
Project Coordinators — Hiroyuki Kuroko  
Garibay J. Starbuck  
Keiji Hamada  
Emi Toyama

Electronic Prepress — Robert A. Baker  
David A. Day  
Steve Spalman  
Jim Catoho  
Jeff D. Fletcher

Photographer — Thor Radford  
Trading Cards — Phil Hawrywall

Art Director — Yoshi Orino  
Concept & Design — V DESIGN

Yoshi Orino  
Hiroko Nagami  
Wendy Salvator  
Jeff Howard  
Sohji Morie  
Rob Sosa  
Kobayashi Asakawa  
Ritsuko Yamai  
Hiroshi Nakata  
Scott Douvan  
Gragg Coover  
WORKHOUSE  
Yuko Yamashita  
Hirotsugu Ogasawara  
Hiroshi Ohno's  
Nobuhito Tsuji

Merchandise — Sanmaru Itoh

Illustrators — Brian Balleger  
Hiroko Nagami  
Hiroshi Nakata  
Jim Priddy  
Keiji Hamada  
Makiko Otsu  
Orange Nakamura  
Scott Douvan

### VOLUME 58 — MARCH 1994

Nintendo Power is published by Nintendo of America Inc. in conjunction with Tokuma Shoten Publishing Co., Ltd. Nintendo Power is published at \$30 per year in the U.S.A. \$36 in Canada and by Postmaster of America Inc. #929-3200-Ave. N.E., Redmond, WA 98052

© 1994 by Nintendo of America Inc. All rights reserved. Nothing that appears in Nintendo Power may be printed, in whole or in part, without express written permission from Nintendo of America Inc. All rights reserved. Printed in the U.S.A.

Color Department by Sak Paper Printing Co., Ltd.

NINTENDO IS A REGISTERED TRADEMARK OF NINTENDO OF AMERICA INC.

TM & © for game and character names used by the companies who market or license those products.

## SPORTS



## BLOWN AWAY BY THE NBA!

With all modesty, I must admit that my awe-inspiring natural athletic abilities allow me to dominate in every sport I try. So for an even greater challenge, I'm taking



SLAMMIN'  
SAMMY DUNCAN

up video games and now find myself recruited by Nintendo Power as an editor. At first, I didn't think that I'd really be into sports video games. I thought, "Why should I sit in front of the TV and play this thing when I can go out on the field or court for the real deal?" Then they handed me Acclaim's NBA JAM. I didn't know anything about the game before seeing it on the Super NES because I avoid arcades. So many people would recognize me—you know—crowd control problems, autographs, and so forth. However, this game really amazes even me.

### PLAYER RATINGS



Players are rated in four categories. Speedy too—Review the stats before making your choice.



## THE SUPREME COURT MULTI-PLAYER EXTRAVAGANZA

by Acclaim

**Oyster Bay, NY**—If you're looking for a realistic video hoop game, NBA JAM isn't it. You'd be better off with Nintendo's NCAA Basketball How-  
ever, if you want to soar high over the floorboards (and backboards!) with the pros—NBA JAM is the only game in town! Period. This game is a straight arcade translation—four players and all! Instead of hauling all ten players out onto the court for an "official" basketball game, NBA JAM matches up top hoop profes-

sionists in fast-paced two-on-two shoot-outs. One thing you'll instantly notice about the game is that all of the players seem to have super-human abilities. Now, judging from NBA highlight films, you may be inclined to believe that some players are super-human anyway. But

**"Something is going on here . . . and it's fun!"**

scoring Seattle's Shawn Kemp ram home a 20-foot-high end-over-end quadruple-flip, backboard-demolishing monster dunk with two defenders on his back will do more than raise your eyebrows. Whoa, baby! Something is going on here . . . and it's fun! The



The game programmers tapped an incredible number of hours creating the vast variety of basketball action.



## SCENE EXTRA!



Choose to play as one of two actual pro hoop stars when you select your team. Recognize anyone?

graphics are detailed to the point where the physical characteristics of all 54 players are easily discernable. Everything from height to the amount of hair a player has on his head is player-specific. Naturally, some players are better than others. In turn, it's only obvious that some teams are going to be better than others. On the team/player selection screen, you'll see a chart showing abilities for each player in four important categories: speed, 3-point shooting, dunks, and defense. Choose wisely.



Set the overall speed of the game and your opponents' (dread) difficulty levels on the Option screen.

## TAP INTO 4-PLAYER JAMMING FUN!

Playing NBA JAM with one or two players is an amazing experience, but when you bump the total number of basketball crazies playing this game up to four, people just go nuts! NBA JAM isn't the *first* Super NES game having the capacity to treat more than two players to simultaneous play, but dare I say that this is the *best* four-player game available for the Super NES, or any other video game system? Sure, I'll say it

**"... the best 4-player game available."**

Players can join in during a game, too. Even though the game's artificial intelligence level is quite high and adjustable, there's nothing quite like challenging a human opponent! There are a couple of multi-player accessories available. Hudson Soft's Super Multi-tap 4-player adaptor is available with Super Bomber-



It's four Controllers (one one with the Multi) to accurately locate your friends (or to play!)

man. There's nothing wrong with that deal—it's a very cool game. At press time, Bullet Proof Software is planning to offer its own version of a multi-player adaptor. Others may follow soon.



Player 2 can jump in as your teammate while players 3 and 4 will play as your NBA opponents.



In a classic match up from the 1993 NBA Finals, Chicago gets on the board first in this NBA JAM game!

# GOING TO THE GLASS

I previously mentioned that the players in NBA JAM seemed to have super-human powers. Their incredible moves are made possible by the presence of the Turbo Buttons—L and R on the Controller. The gauge under a player's name on the screen represents the amount of "Turbo power"

**"... the net will incinerate when you score a hoop!"**

he has. Several things happen when you press the L or R Button. First of all, your shoes will turn color for as long as you depress the Button and for as long as you have Turbo power

remaining. When the Turbo function is in effect, you can run the court faster and you can jump higher. This combination can make for some sick dunks! Another important point is that if you manage to score three times in a row without letting the opposing team score, you will be "on fire." The ball will glow with heat, smoke will trail from the leather orb when you put it up and the net will incinerate when you score a hoop! Your chances of scoring are greatly enhanced when you are on fire. As an added bonus, you also have unlimited Turbo use when



When a player scores two buckets in a row, you'll hear the commentators blare "He's heating up!" If you manage to score again without the opposing team scoring, this will be the key result.

you're on fire, so keep the L or R Button pressed until the other team scores and you resume your "normal" playing status.

Some players have more impres-

## JAM-BOREE!



New York's John Starks goes up and over Detroit's Bill Laimbeer for a straight two-handed dunk!



LA's Larry Bird (dunk) not necessarily dunking powerhouse, makes a strong noise to the fans.



Charles's Larry "Granddaddy" Johnson shows 'em how it's done! Wait—where are the dunks and the wry?!

### DIVISION

## WESTERN: MIDWEST

LOCATION	DALLAS	DENVER	HOUSTON	MINNESOTA	SAN ANTONIO	UTAH
PLAYERS & TEAM LOGO						
OFFENSE	★★★	★★★★½	★★★★	★★★	★★★★	★★★★½
DEFENSE	★★★★½	★★★★½	★★★★	★★★	★★★★	★★★★
SAMMY'S CORNER	 <p>Aside talking it into the paint with these guys—they struggle on the offensive side of things. The lights spot for the Mavs is their defensive talents, especially Harper.</p>	<p>The Nuggets have a strong inside game and play smothering defense. But you can figure about taking the offense outside the three-point line. It's not existent, are they wild?</p>	<p>Houston, The Dream! (Djagwan), with his rebounding play, has turned Houston's chances of taking the title a reality! His inside game is tough. He's the ruler of the paint!</p>	<p>Looks like it could be another ho-hum season for the Redding Timberwolves, especially when you take a gander at their ho-hum strengths. Not the best chance of Wins.</p>	<p>Can Mr. Helmsweck lock up his Spurs to make a run for the playoffs this year? It's possible. San Antonio is destined for greatness soon, but probably not right now.</p>	<p>Here's yet another contender! John Stockton can take care of business from the perimeter while Karl "The Machine" Malone delivers the goods right on into from the paint.</p>

sive dunks than others. The extreme dunks usually occur when a player is "on fire." They get all charged up and have a greater tendency to go for something really wild. Even a player who has little or no dunking talent can put on a clinic when he's on fire. The same goes for passing and three-point shooting. Any player will experience greater passing and three-point accuracy when he's on fire. For players like Golden State's Chris Mullin, Detroit's Isaiah Thomas and Orlando's Scott Skiles, to be on fire is a double-bonus in the three-point shooting category. All three are excellent shooters. Sacramento's Mitch Richmond and Detroit's Isaiah Thomas can literally fly down the court when they're on fire. These two speedsters have the fastest wheels in the NBA. Since they are both great three-point shooters, they'll have a distinct advantage when it comes to getting open to attempt the three-point shot. Speaking of three-point attempts, don't be afraid to take an extraordinarily long shot. Shots taken from behind the half court line connect with their target more often than you think they should. Last-second, full-court desperation shots have been game winners on many occasions!



Phoenix's Sir Charles Barkley shells the rock from three-point land! He's not just heating up... he's on fire, baby!

Christian Laettner has been known to toss in some extremely long treys. In summary, whatever offensive moves you make, the addition of Turbo seems to help.



From the opposite end of the court, Detroit's Bill Lamber throws up a Half-Mary shot.

## ROCK TOSSERS & RIM WRECKERS

Here are Slammin' Sammy's choices for the top three NBA JAMmers in the three-point shooting and dunking categories. (Your results may vary slightly.)

### ROCK TOSSERS

1. Chris Mullin (Golden State)
2. Isaiah Thomas (Detroit)
3. Scott Skiles (Orlando)



### RIM WRECKERS

1. Shawn Kemp (Seattle)
2. Clyde Drexler (Portland)
3. Kenny Anderson (Orlando)



## WESTERN: PACIFIC

GOLDEN STATE	LA CLIPPERS	LA LAKERS	PHOENIX	PORTLAND	SEATTLE	SACRAMENTO
★★★★	★★★	★★★	★★★★½	★★★★½	★★★★	★★★★½
★★★	★★★	★★★	★★★	★★★½	★★★	★★½
The Warriors are quick and are good shooters, especially with Mullin taking top honors in the three-point area. However, they don't fare quite as well on the defensive end of things.	Manning and Harper complement each other quite well on the court for the struggling Clippers. However, however neither players are star talents at any important categories. The bad.	The Wizards. Years for the Lakers are long gone, but if James Worthy is still on the court, things can't be all bad. Dwyer makes up for his steal like speed with tough-ply defense.	A commiserate for the life this year! The Round Round of Retard and an under-rated Kevin Johnson lost a balanced attack. Sir Charles certainly takes the cake—and sets it, too!	The unappreciated Clyde "The Glider" does just about every thing on the court. Back him up with Kerry Potter, a fairly decent three-point shooter and you've got a winning combo!	Could the Sonics go all the way as "BAT" seems reasonable. Especially when you consider that Shawn "Bash Man" Kemp hardly ever misses a jam. Schmeidel struggles a bit.	Overall, Wayne Tinkle is good, but Mitch Richmond is king of the court when Sacramento wants to win. He does everything except play good defense. Be careful of that.

# AGGRESSIVE "D" IS KEY

Even though NBA JAM is a showcase for the offensive talents of NBA superstars, defense can never be ignored. Impressive displays of dunking power will always bring the crowd to its collective feet, but an impressive display of defense will win them over and make true fans of them. It will also win you a lot of games. Let me put it this way: If they can't score—you can't lose! This adage only holds true if you can score, but I think you get the idea. Since NBA JAM doesn't feature referees, it follows that there aren't any fouls.

**"If they can't score—you can't lose!"**

Some people may call it "rat ball" at the professional level, but in NBA JAM, you have to play tough D if you want to win. That means taking your opponents out by pushing them out of the way whenever you possibly can.

There are several important techniques that I'd like to mention here. First of all, if one of the players on the opposing team seems to be getting the ball more often than the other, you should consider double-teaming him. The more pressure you can apply, the better your chances are of getting a



Workout for hot defensive play: Bill Lambert (white) blocks both Ewing and Starks to the flow Thomas' ball.

turnover. Second, if you want to retain your hot streak and remain "on fire," just goaltend any shot that your opponent throws up. Play strong defense when they throw the ball in bounds, but drop back and go for the goaltend if they manage to work the ball down court. They'll be credited with the points if you are caught goaltending, but your hot shooting streak will continue. I'd trade two-pointers for three-pointers and easy dunks all day if I could. How about you?

Try to position yourself in the "passing lanes." What this means is that you should move to a position that is directly in line between the two opposing players. If you can keep moving into their passing lanes, your chances of stealing an errant pass are greatly magnified. Players with a lot of speed and good defensive skills will come



Even a relatively diminutive guy like Isiah Thomas can knock big Patrick Ewing out of the way.

## EASTERN: CENTRAL

ATLANTA	CHARLOTTE	CHICAGO	CLEVELAND	DETROIT	INDIANA	MILWAUKEE
★★★★	★★★★½	★★★★½	★★★½	★★★½	★★★	★★★
★★★	★★★½	★★★★½	★★★	★★★★	★★½	★★★★
Summary: The Howard (highlight) for Wilkins and teammate Stacey Augmon should be able to do quite well because they have a good balance between offense and defense.	Extremely strong in all areas. Charles Johnson and Maurice Taylor should be able to run with anyone. With the exception of New York, they're the most talented team in the East.	The defending NBA champions can't be like Mike anyone. Who cares? If they can't be like Scottie, they'll be doing just fine. Pippen is equally the best player in the NBA.	Considered underdogs, but possessing the ability to surprise anyone. Mark Price and Brad Daugherty make up a team that has a promising future ahead. The Cavs could be hot.	Forget about trying to impress anyone with Grant's dunking ability. It's nowhere to be found? Big News: However, every thing else seems to point to a team that can win big.	Peggy Miller is a better player than Derrick McKey, but the Hoosier state's only top team could take some lessons from the collegiate powerhouses in the state.	March Milwaukee is against Indiana and you'd know yourself a pretty close about pretty successful game. Nevertheless, Grant and Edwards complement each other quite well.

# WISDOM FROM THE BENCH

Twice during a game—between the first and second and then again between the third and fourth quarters—coaching tips will serve to give you some pointers and advice

## COACHING TIPS

### COURT AWARENESS

**LOCATE 6 PLAYERS POSITION**  
**WHEN HE IS OFF SCREEN BY**  
**WATCHING FOR HIS MOVES. TRY**  
**TO ANTICIPATE HIS MOVES.**

**KEEP OFF SCREEN TRY TO STAY**  
**BEHIND YOUR OPPOSING PLAYERS.**

NBA players are the best in the world. They don't even need to be coached, right? Well, even the pros need some help at times. As I mentioned previously, NBA JAM will offer offensive and defensive tips between quarters. Pay close attention to the information you receive. It may just help you to gain the edge over your competitor. Generally, the best moves, both offensively and defensively, require that you use the Turbo Button. For example, before putting up a jump shot, tap the L or R Button quickly to throw your elbows. This will usually

clear away any pesky defenders who are trying to get in your face. This technique also works wonders after you've grabbed a rebound. Fast Turbo passes are less likely to be intercepted and stolen by the defense. When playing defense, run up to the ball-handler while you are holding the Turbo Button and press the steal Button. Doing so will result in the ball-handler being pushed to the floor if you are in the proper position. Knocking him down a few times in a row usually results in a turnover. Steal it!

out of a game with the most steals. The ability to steal the ball is crucial to scoring consecutive buckets and attaining the desired "on fire" status.

Players with good defensive abilities who are fast of foot should apply pressure to the ball-handler as he brings it up the court. The taller players usually have good defensive abilities but are not as fast of foot. These are the guys that you want in the paint. They can block shots like they're swatting flies.

In a way, it's more difficult to play great defense than it is to be a great offensive threat. Teams that can cause many turnovers will end up ruling the courts in NBA JAM!

## MATCH UP! PLAY HARD!



The best way to play defense on NBA JAM is man-to-man and in their face! Remember, there are no referees so there are no fouls. Counter all the flagrant fouls that you want. Get mean and get after that ballhandler!

## EASTERN: ATLANTIC

BOSTON	MIAMI	NEW JERSEY	NEW YORK	ORLANDO	PHILADELPHIA	WASHINGTON
★★½	★★★	★★★★	★★★★★	★★★	★★★	★★½
★★★½	★★½	★★★★★	★★★★	★★½	★★½	★★★★½
See Brown run the offense slow for the Celtics while Robert The Chief Patrick still has enough athletic prowess to control the boards on the defensive end of things.	The Heat don't have a star for leading it up on the offensive end of the court, but both Ray Selby and Harold Minor get things moving when they take a defensive position.	The Nets probably won't be seeing a lot of their shots increase the net especially if they run up against a team that plays strong defense. They need time to mature.	Spring is all camps are especially defense. The Knicks definitely have a shot at the NBA title this year! Patrick Ewing will undoubtedly be on the ballot for the MVP voting.	Anderson can't shoot from the outside and Skiles can't dunk, but if you reverse these roles, you've got a team that can perform magic on the court! Where's the Shaq Aaaa?	Walterspoon and Henson are the floor walk and shoot consistently well, but the Sixers are still looking for someone to replace Dr. J. Remember how? Good luck, Philly.	The Solters aren't bad, but they lack the consistency and raw talent to make themselves a contender in the East. Duplessis can really play the D end. Grant's quick, though.

# WOLFENSTEIN 3D™

© 1993 Imagineer Co., Ltd.

Wolfenstein 3-D, the popular PC action/adventure game, comes to the Super NES in a smooth-scrolling, six-mission shoot-'em-up that is Mouse compatible. It features fast-paced action and stars Top Republic Spy B.J. Blazkowicz.

## A MAN ON A MISSION

B.J. Blazkowicz reports directly to the president, who depends on him to get the job done—no matter what the job is. He has an impeccable record and a hard-earned reputation as a man who always manages the mission and comes back alive—a tough combo in this line of work. This series of missions takes B.J. through many maze-like levels, each more deadly than the last, as he battles his way to his ultimate confrontation with the Master State's corrupt commander in chief, the Staatmeister. This PC classic makes an impressively smooth transition to the Super NES, but we recommend using a regular Controller rather than the Mouse, which can make maneuvering confusing.



It's up Republic spy B.J. Blazkowicz to save the world. When the mission calls for the best, the president calls for Blazkowicz.

The maps are shown in first person perspective. You'll see your hand and the weapons you've acquired as you look and search your surroundings.



## SPY SUPPLIES

Blazkowicz starts the game armed only with a pistol, which is weak compared to the more powerful weapons he'll find as he searches the different floors. He picks them up by walking over them. The shot meter keeps track of how much ammo is on hand for each weapon, and the Select Button cycles through the available weapons.



The best and powerful Machine Gun is the first weapon you'll find. Hold the fire button down for rapid fire.



The barrel of the Chain Gun rotates rapidly as it fires off a stream of shots. It uses lots of ammo.



If you run up all of your ammunition, you'll be stuck trying to defend yourself with the Knife, which is probably useless against strong enemies.



The enemies will let hot air out of their when you turn up the heat using the Flame Thrower. It's hot!



The dreaded Bazooka is the most powerful weapon in the game. Use it to fire single—but powerful—shots.

## BEFORE BLAST-OFF

### 1 WATCH YOUR BACK!

Some of the enemies shout at you, but others are totally silent. You won't hear them stalking you. Watch B.J.'s face in the box at the bottom of the screen. He'll turn when someone's sneaking up behind him.



### 3 FIND THE SECRET ROOMS

Each level has secret rooms. To find them, approach a section of wall, a painting or closed curtain and press the A Button. If the panel is hiding a secret room, a portion of the wall will slide back.

### 2 HIDE BEHIND CLOSED DOORS

Use the doors as shields. Open them, then, if enemies are out of range, let the doors close and wait until the enemies come closer. Fire as the doors open again.



# MISSION BRIEFING

All sorts of treasures are hidden on the different floors, ill-gained goods hoarded by the Staatmeister. If you find all of it, you'll earn a bonus. If you find 50 of the treasures, you'll earn a 1-Up. You can also earn bonus points by defeating all of the enemies on the floor and by finishing within the Par time.



# MAKE YOUR OWN MAPS

The game has a handy map feature that you can access by pressing the Start Button, but it charts only where you've been, not where you're going, so it's a good idea to get out some graph paper and sketch your own map as you work your way through the floors. That way you can mark the locations of enemies and secret rooms.



## MISSION 1 FLOOR 1

Blazkovic's first mission starts in the dungeon of a castle outside Decsden. He breaks out of his cell, knocks out the guard, takes his Pistol and Knife then fights to escape.

ENEMIES:	27	KEYS:	0
TREASURES:	9	SECRET DOORS:	6
WEAPONS: MACHINE GUN			



Along with the alien soldiers you'll encounter huge mutant rats with robot appendages for spines.

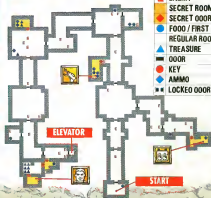


To exit each floor, step into the elevators and go up to the next challenge on the floor above.



### KEY

E	ENEMY
■	SECRET ROOM
◆	SECRET DOOR
●	FOOD / FIRST AID
▲	REGULAR ROOM
—	DOOR
●	KEY
◆	AMMO
■	LOCKED DOOR





## MISSION 1 FLOOR 2

The second floor is large and packed with enemies. Make the long trip to the northwest corner of the floor to pick up the Chain Gun, then work your way to the elevator.

ENEMIES:	38	KEYS:	0
TREASURES:	10	SECRET DOORS:	6
WEAPONS: CHAIN GUN, MACHINE GUN			



The Blue Exotic carry Machine Guns and are highly trained. When you defeat one, pick up his gun.



Be sure to pick up the Ammo Pack. It will increase the number of bullets you can carry.



## MISSION 1 FLOOR 3

There is only one enemy, but he's a mutant hulk with one objective programmed into his mech-brain: Destroy Blazkowicz. There are lots of First Aid boxes—and you'll need every one.

ENEMIES:	1	KEYS:	1
TREASURES:	9	SECRET DOORS:	1
WEAPONS: CHAIN GUN			



### MEET THE ULTIMATE SOLDIER

Even with the Chain Gun, you're no match for the Ultimate Soldier in one-on-one combat. Be cunning. Watch your back and try to attack from around corners.



Don't go too far with him. Use the blocks in the center of the room defensively. Attack from around the corners and power up when your energy runs low.

# MISSION 2 FLOOR 1

In his madness, scientist Hans Grösse has developed a deadly cache of chemical weapons. Your assignment in this mission is to break into his isolated castle to terminate Hans.

ENEMIES:	24	KEYS:	1
TREASURES:	37	SECRET DOORS:	5
WEAPONS: CHAIN GUN, BAZOOKA, FLAME THROWER, MACHINE GUN			

KEY	
E	ENEMY
■	SECRET ROOM
■	SECRET DOOR
●	FOOD / FIRST AID
■	REGULAR ROOM
▲	TREASURE
■	DOOR
●	KEY
◆	AMMO
■	LOCKED DOOR

	CHAIN GUN		AMMO PACK
	FLAME THROWER		AMMO FOR BAZOOKA
	BAZOOKA		GAS FOR FLAME THROWER
	1-UP		



# MISSION 2 FLOOR 2

There is only one Secret Room on Floor 2—many allies have enemies, not secrets, hiding in them. Replenish your supply of Gas for the Flame Thrower and get set to fry mutants.

ENEMIES:	33	KEYS:	2
TREASURES:	13	SECRET DOORS:	1
WEAPONS: BAZOOKA, CHAIN GUN, FLAME THROWER, MACHINE GUN			



Have your weapon at the ready when you come to attack. Many of them have instant enemies.



Just when you think you've reached safety, an Elite Guard will attack as you open the locked door.

## MISSION 2 FLOOR 3

There are lots of silent officers on this floor. When you run low on ammo or energy, seek out one of the Secret Rooms, which house healthy quantities of Power-Ups.

ENEMIES:	<b>37</b>	KEYS:	<b>2</b>
TREASURES:	<b>29</b>	SECRET DOORS:	<b>4</b>
WEAPONS: BAZOOKA, MACHINE GUN, FIRE THROWER			



Many soldiers lurk in the large room near the center. Wait at the door for them to come to you.



## MISSION 2 FLOOR 4

Another of Dr. Schabbs' experimental soldiers rules on Floor 4. Once again, you'll find yourself going up against a much more powerful foe, so use brainpower before firepower.

ENEMIES:	<b>9</b>	KEYS:	<b>3</b>
TREASURES:	<b>2</b>	SECRET DOORS:	<b>3</b>
WEAPONS: BAZOOKA, FLAME THROWER, MACHINE GUN, CHAIN GUN			

### HANS GRÖSSE'S GUARD

Dr. Schabbs is trying to create the ultimate soldier by grafting guns into the chests of mutant soldiers who expire. You met one in Mission 1; another awaits here. Attack from around corners.

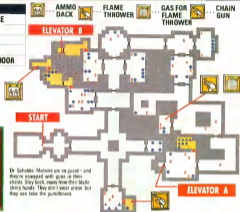


# MISSION 3 FLOOR 1

It's time to put a stop to Dr. Schabbs' evil Operation Eisenfaust. You must find the doctor and his re-animation serum to keep him from creating more of his massive mutants.

ENEMIES:	33	KEYS:	0
TREASURES:	13	SECRET DOORS:	5
WEAPONS: CHAIN GUN, FLAME THROWER, MACHINE GUN			

KEY	
<b>E</b> ENEMY	▲ TREASURE
SECRET ROOM	■ DOOR
SECRET DOOR	● KEY
FOOD / FIRST AID	◆ AMMO
REGULAR ROOM	⌘ LOCKED DOOR

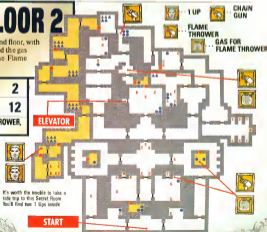


Dr. Schabbs' Mutants are on guard—and they're equipped with guns in their chests. Stay back, away from their Mad Army hands! They don't wear armor, but they can take the punishment.

# MISSION 3 FLOOR 2

The action heats up on the second floor, with lots of tough enemy attacks. Find the gas canisters—you'll want to use the Flame Thrower.

ENEMIES:	38	KEYS:	2
TREASURES:	32	SECRET DOORS:	12
WEAPONS: CHAIN GUN, FLAME THROWER, MACHINE GUN			



It's worth the trouble to take a side trip to this Secret Room. You'll find two 1 Ups inside.

# MISSION 3 FLOOR 3

Most rooms on the third floor have multiple doors, making choosing a route more difficult. The going is more dangerous because enemies attack from more than one direction.

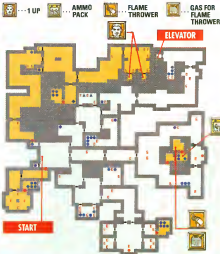
ENEMIES:	<b>58</b>	KEYS:	<b>2</b>
TREASURES:	<b>2</b>	SECRET DOORS:	<b>7</b>
WEAPONS: FLAME THROWER, MACHINE GUN			



If you want to uncover all of the secrets and cover the whole floor, go through the right door first, the center door second and the left door last.



In rooms with multiple doors, enter and quickly take out all enemies. If you take too long, soldiers will exit another door and attack you from behind.




## MORE MISSIONS, MORE MUTANTS

This is just the beginning for B.J. Blazkowicz. As he proves himself worthy, the president will assign him even more treacherous and important missions. Dr. Schabbs becomes craftier as time passes, and his horrible creations all the more mutated. Remember that charting your own course using graph paper will make the missions easier. Twenty more floors await!



Dr. Schabbs' demonic mind is hard to work around, but more mutated soldiers to stop Blazkowicz.



The ways become more complicated with each floor. Chart your progress.

# Stunt Race™

# FX



## IN YOUR RACE ACTION

When Star Fox was released one year ago, Super NES players got a glimpse of the future with fast, 3-D scrolling worlds of fun. Now that the second Super FX game is about to be released, you'll see that the future is nearly here. Nintendo's Stunt Race FX puts you behind the wheel of vehicles with lives of their own. Even with this early, unfinished version, you can see that this game is headed for a championship season.



## CRASH COURSES



Keeping your car on the road and off in one piece isn't easy.

## HANG ON TIGHT

High speeds and tight corners aren't new to racing, but combine them with a 3-D cliff and falling boulders and that's racing for your life! On spectacular crashes, your car flies apart, then reassembles itself so you can do it again.



You'll have seen it if you crash, but the effect is great.

SUPER  
FX

# 4X TRAX

STUNT RACE FX

Stunt Race FX combines four modes of play. Two players can race in the split-screen view or one player can challenge the clock or computer drivers. Besides widely different tracks, the twelve courses also feature varying weather and daylight conditions.

## SPEED TRAX



Go for it and try not to get flattened on the Speed Trax course.



Speed Trax merges here an assortment of obstacles like hills, wells and flags.

## TRAX FAX

The novice tracks include Flat Field, Sunset Valley, Sea Breeze and Night Owl. The expert tracks are Aqua Tunnel, White Land, Mt. Storm and Night Cruise. Each track has unique conditions. There are four Master courses, too.

## STUNT TRAX



A glass pane and large curves!

## BATTLE TRAX



Tackling a friend is always more fun than beating the computer.

## FREE TRAX



Explore each course without worrying about breaking the clock in the Free Trax mode.



# WATKINS

Although the eyes-for-headlights may make these vehicles look intelligent, they need your help to stay on track. The charts below show the strengths of each one.

## 4-WD



The 4-WD can bounce off walls without breaking up—at least for a while.



Getting up to speed quickly helps on curvy courses.



Maximum speed on the 4-WD is limited.

The Four Wheel Drive has fast acceleration and a strong body that can take lots of punishment.

### PERFORMANCE RATINGS



## F-TYPE



The F-Type race requires lots of skill. Once you get up to speed, you can't afford to make a mistake.



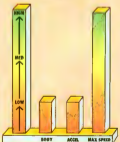
Acceleration is slow in this machine, so keep it revved!



The F-Type wasn't built for rough seas. One side swipe will crush it.


The F-Type Racer is built for top-end speed that will blow the competition off the road.

### PERFORMANCE RATINGS





## PERFORMANCE RATINGS



## 3-WD

This car is a prize you'll win later in the game, but it handles like a cow on skates.



The close-packing three-wheeler is quick and tough—a good choice for tracks with narrow lanes.



Great acceleration keeps the 3-WD in contention.



It's small, but it's also tough. That's good since you'll spend lots of time sleeping the walls.

## COUPE

The Coupe is the most average car. It doesn't do anything exceptionally well, but it does okay in most areas.




The speed is 120 MPH with the Coupe, putting it in 2nd place overall.



The Coupe handles well and is good for starters.

## PERFORMANCE RATINGS



## FAX BEHIND THE TRAX

Stunt Race FX is a chip off the old Fox—Star Fox that is. Many improvements have been made in the Super FX and programming techniques making Stunt Race even more impressive. Specialized polygon texture mapping techniques allow for highly detailed objects that move, scale and rotate.



The vehicles are built from dozens of individual polygons and all of them have to move together.



Since texture maps must be attached to polygons surfaces, non-polygon objects like the tree are really texture maps that have been attached to invisible polygons.



The Nintendo sign on the track's post is a scalable texture map.



Even in out-of-the-way places, you'll see detailed texture maps like this.

# C.E.S. Consumer Electronics Show

## in Las Vegas

The Best Place Ever!

"Wow it's like being in a sci-fi movie."

Borrowing a line from Zoda's Revenge, that's how one new-comer to the Winter Consumer Electronics Show In Las Vegas In January described the annual peek at the future of home electronics, and especially video games.

### "The best play here."

The best players in town could be found at the Nintendo booth during the show. Robby Gordon and Jeff Andretti took on all challengers on the Super Race FX course. A special competition was held for video game editors, but the asphalt warriors took the checkered flag in every heat. On Saturday, the main event was the bout between Sugar Ray Leonard and Marvin Hagler who battled to a tie in Electro Brain's Boxing Legends of the Ring. Brent Spiner, Mr. Data of Star Trek: The Next Generation was on hand all day Thursday to meet show-goers and give his autograph. One of the biggest names to attend the show was director Steven Spielberg who stopped by the Silicon Graphics demonstration of Project Reality, where he was overheard to say that the graphics looked incredible.

### "I can't wait for Project Reality!"

Unfortunately, we'll have to wait until later this year to play the first Project Reality arcade games, but



Race driver Robby Gordon challenged the field at Super Race FX.



Silicon Graphics demonstrated the power of the upcoming Project Reality system.

the demonstrations of Silicon Graphics technology had show-goers counting down the minutes. Jim Clark, president of SGI, answered

one of the biggest questions, how Nintendo will be able to offer so much for so little. Clark explained how economies of scale have reduced the price of personal computers from thousands of dollars to hundreds in less than ten years. Since CES, Nintendo announced that the system will use mega-Game Paks with at least 160 Megabits of memory—five times larger than any game—accessing data at 2 million times the speed of most CD-ROMs.

### "It's a toy!"

On his first trip to America, Russian game developer Eugene Solonkov, noted that Vegas was like a big toy, and that is never so true as when more



Sugar Ray Leonard and Marvin Hagler duked it out in Legends of the Ring.

# WINTER C.E.S. '94



Acclaim's NBA Jam for the Super NES was a smash success.

than 100,000 retailers, reporters and exhibitors show up in town for the annual electronic harvest. Inevitably, Nintendo of America was again the biggest kid on the block. NOA dazzled players with some of the brightest games. Players practically drooled over *Super Metroid* and sports fans agreed that *Ken Griffey Jr. Presents Major League Baseball* was the best baseball sim ever for the Super NES. *Star Race FX*, although still in development, brought the excitement of *Star Fox* down to earth with its Super FX, 3-D courses, but a disappointing delay in the development schedule has set the release date back to June. Other games from Nintendo included two NES titles, *Zelda's Revenge*, *Star Tropics 2* and *Mega Man VI* plus *Wario Land* and *Donkey Kong* for Game Boy.

**"I had so much fun, I thought my head would explode."**

Luckily, no heads actually blew during the show, but that doesn't mean there weren't some explosive games. Acclaim's *NBA Jam* scored big with

hot four-player action. They also announced *Virtual Barr* and showed a version of *Ichy & Scratchy* for the Super NES along with *Spider-Man & Venom: Maximum Carnage*. Acclaim also brings racing indoors with its four-wheeled, *USFRA Monster Truck Wars* and heads out to the ballpark with *MLBPA Grand Slam Baseball*.

**"All these people must be nuts."**

The Looney Tunes bin is far from empty at Sunsoft. Next up, the team-masters will bring forth *Speedy Gonzales* and *Tweety & Sylvester* for the Super NES. Further down the road you can expect to see a *Looney Tunes Sports* game starring many of the Loonies and also a game with *Porky Pig, Tac* and *Daffy Duck* will debut on Game Boy to round out the

Looney Tune round-up, but Sunsoft has even more in store, like *Superman*. Huge characters and some awesome moves including the man of steel's devastating flying dive promise to keep the law-breakers of Megalopolis at bay. Sunsoft also has *Pirates of Dark Water* for this spring and a *Justice League* game containing 25 of the top DC Comic characters for the end of the year.

Interplay's most exciting offering for WCES was *Blackthorne*. Awesome animation and sound caught up players



Action gamers got a blast out of Super Metroid.

At Capcom, the big unveiling of *Saturday Night Slam Masters* was a bit anti-climactic because only a demo was shown. In much better shape were two fantasy fighter adventures—*Knights of the Round* and *King of Dragons*. The biggest surprise was the slightly off-beat *MegaMan's Soccer* starring the Blue Bomber.



With a big screen *Star Race* course ahead and six HD size wheels (six on behind the hood), these racers come to life.

in the terse sci-fi world. More down-to-earth is *USCF ChessMate Pro*, a chess game reportedly so good you will be able to earn a US Chess Federation ranking by playing it.

Virgin Games, just down the street from Interplay, is also pushing



Ken Griffey Jr. Presents Major League Baseball was a home run.



You could play Nintendo's Gateway system in a mock jetliner.

the frontiers of quality. One of the most popular titles at the show was Virgin's *Jungle Book*. Both Super NES and NES versions of the game made Power's Best Of list. Virgin also announced that they will develop a Super NES game based on Disney's upcoming animated feature, *The Lion King*.

## "Boo-yah!"

That's what Shaq says when pumping up a three-pointer, and it's one of the things you might hear in Electronic Arts upcoming Shaq fighter, tentatively called *Shaq Attaq*. Bill Walsh College Football, MLBPA Baseball, FIFA Soccer and Mario Andretti Racing will also keep sports fans shouting for more. Behind the scenes, EA also showed early progress on *Jordan's Adventure* in which Michael uses a basketball to dribble around and through various dangers.

## "Beam me up!"

Spectrum Holobyte's new family of companies adopted the Star Trek theme while supporting *Star Trek: The Next Generation* for the Super



Accolade's Speed Racer came to life both on and off the screen.

and *Airborne Rangers*. Microprose also showed Power a true-to-the-original adaptation of *Civilization* for the Super NES. At **Bullet-Proof Software**, *Wild Snake* captivated players while *Spoke McFang* charmed them with fun play and graphics. BPS also announced that they will release a four-slot, multi-tap for the Super NES. In other trekker news, new licensee **Playmates** showcased *Star Trek: Deep Space 9* and **Interplay** continues work on *Starfleet Academy*.

## "Cool robots."

The team from **Absolute** was standing tall and looking good with their flight combat sim, *Torn & Burn: No Fly Zone* while in *Home Improvement* for the Super NES, Tim The Toolman Taylor is in a quest for stolen Binford tools. But the most exciting product in the works at Absolute was *Rise of the Robots*, a 16 megabit, graphically impressive fighter/adventure. **Extreme**, now a part of Absolute, also showed a great variety of games including *Warrior of Rome III*, a strategy game of conquest during the Classical Age. **Gametek** unveiled a new brand name, **Cybersoft**, and a new type of game, *Spectre*. This is a 3-D action game along the lines of *Faceball 2000*, but with some added challenges.

**Citadel** from **Electro Brain Corp.** is the first licensee game making use of the Super FX chip, and EBC had a fairly advanced demo to show *Power* along with *Winter Extreme Skiing* & *Snowboarding*. **Sony Imagesoft**

unveiled its first ESPN sports series game for the Super NES, *ESPN Baseball Tonight*. More ESPN titles including a football game will be released later this year. At the U.S. Gold booth, *The Incredible Hulk* looked mean and green. They also had two soccer games: *World Cup USA '94* and *Hurricanes*, a soccer adventure. U.S. Gold also won the sports video game rights to the 1996 Summer Olympic games in Atlanta.

*Eek! The Cat* and *The Shadow* were the new titles shown at Ocean along with *My Nutz* and *Learnings* for Game Boy. **Addams Family Values** is also well into development and should be released by this summer. **Mighty Max** of TV fame rounds



The best Namco at Suzuki's 8 Hours for the Super NES doesn't come with the bike.

out the action at Ocean. **Hudson Soft's** two big games for the first half are *Beauty & The Beast*, now nearing completion, plus *An American Tail—Fievel Goes West*. Hudson also updated the release of the multi-tap, which will be sold separately (without Super Bomberman) starting in February.

## "Everyone loves the Beat Hopper."

In addition to the standard fare, you always find some off-beat or down right weird games at CES. The most unique ever is *Sawed Fantasy* from **Nintendo** which combines music and images in a mouse game. The active element comes from little bug characters like the Beat Hopper and Star Fly that strike notes when they touch a colored segment. They weren't the



A warrior of the Klingon Empire visited the Spectrum Holobyte booth.

NES. The **Microprose** branch had several games worth watching, including *Impossible Mission 2025*

only bugs in town, either. **Koel** introduced *Stop That Roach!* for Game Boy, a puzzle game full of the scurrying pests. In **Kemco's** *Crazy Klown*, the perspective shows action moving toward you as you control a clown who is apt to fall for every



Many show goes some if into Sunsoft's *Tommy Tactics*.

pratfall in the book including banana peels. **Kemco** also has a potentially great adventure game, currently entitled *Drakowaron*, featuring both action battles and 3-D exploration. At **DTMC**, *Firestriker* looked a lot like *Breathout* in design, but the four-player variation gives it more of a *Super Bomberman* feel.

## "My feet are killing me!"

With almost one hundred licenses spread out over four pavilions, the most common defeat was not to video bosses, but to tight shoes. Here's a round-up of what we stumbled across.

**Konami's** big announcement had been expected for some time—that *Batman: The Animated Series* is in development for the Super NES. *Rocket Knight* is also in the works. Konami will announce its fall line-up later in the year. There were no real surprises from **Accolade** except that *Bobby 2* is further along and looks even better than expected. *Barkley: Shut Up and Jam!* shows players the rougher side of basketball while *Speed Racer* combines driving and adventure stages.

**Tecmo** *MLBPA Baseball* is still in development at **Tecmo**, but it looked impressive and featured both

offensive and defensive perspectives. **Tecmo** also revealed that they would have further news on the sporting front later in the year including a *Tecmo Hockey* game with the NHLPA license.

At **Hi Tech Expressions**, the upcoming focus was on several licenses for which games will be developed, including *Baby's Day Out* and *Bobby's World*. A football game targeted at young fans, *NFL Team Heroes*, will be the first of several sports games from **Hi Tech**. **Activision's** *Radical Rex* features a skateboarding dinosaur with a lot of character and good moves. *Super*



Virtual Bart, a port of one of several new Simpsons games coming from Acclaim.

*Prifall* has received a major facelift with the added animations from some of Hollywood's best. Release is now expected in October. *BattleTech* for the Super NES goes beyond last year's *Mechwarrior* with larger mechs and more action in a more realistic 3-D world.

**Tradewest** didn't have a booth on the floor, but they held a function to show off *Fun 'N' Games* and *Troy Aikman Football*. **Vic Tokai** had *S.O.S.*—a sort of *Posidon Adventure* game where you must escape


from a sinking ship. In *The Hunt* from **Irem** takes an arcade shooter with a nautical theme and brings it home for the Super NES for a wet R-Type experience. **Me O' River** showed a shooter called *Aero Fighters* while **Titus** gave us a look at *Prehistorik Man* for the Super NES and some funky caveman action. **Atlas** had a street-fighter called *Power Instinct* and **Psygnosis** had a Super NES Mouse compatible version of *Lemmings II*. **New kid** on the block, **Viacom**, had *Rocko's Modern Life* and *Beavis and Butthead* on display. In a pavilion far, far away, **Taito** showed a great-looking Super NES *Jetton's Invasion Of The Planet Pirates*. **George** uses a gravity suction device for fighting and getting around. **FCI's** RPG lineup for the Super NES this year includes *Ultima—Runes of Virtue*, *Might & Magic III*, and *Ultima—The Black Gate*. **WCW—SuperBrawl Wrestling** should be ready this fall. From **Selka**, *Super Tarric* at 2 was the big news while **T\*HQ** had more *Ren & Stimpy* antics plus *Time Trax*. **TecMagik's** *Steven Segal In The Final Option* is still moving toward completion as are **Ubi Soft's** two *Madden Football* games, one for the NES and one for Game Boy.



*Beavis & Butthead* debated at the **Viacom** booth in an adventure game remake out of **Marble Wars**.

# R-TYPE<sup>®</sup>

The Bydo Empire returns to threaten humanity in Irem's continuing high-powered R-Type III space saga.



## A BLAST IN SPACE

The ultimate space fighter—the R-series—returns with vast new powers, and just in time to combat the resurgent Bydo Empire. Originally a hit arcade game, the R-Type title has appeared twice for the Super NES and twice for Game Boy. This newest reincarnation features superior graphics and Mode 7 effects that rotate stages and scale boss characters for a 3-D battle experience. New Force Pods should help you meet the Bydo threat in six stages with an endless Continue option. The action is intense with virtually no slow-down. Only the fearless or insane will choose to journey through these dimensions of danger.

## PODS OF POWER

The Force Pods are what make R-Type unique in the universe of space shooter games. Attach a Pod to the front or rear of your ship for added protection and firepower, or let it drift along with your ship to use its special attack. This

time, you have a choice of three types of Force Pods when you start the game. Each features special attacks. Playing with the different Forces also gives the game greater depth and replay value.

### ROUND FORCE

The Round Force will be familiar to players of Super R-Type. Although it is less powerful, the Round Force has some useful Laser Power-Ups like the Mirror Laser and Sweep Laser.



When you first get the Round Force, your fighter will continue firing basic shots.



When you collect a Laser Unit by destroying an around Power Unit, you'll upgrade your laser beam.

### PICK A POD



### SHADOW FORCE

The three laser types available on the Shadow Force include the Reverse (backward shooting), the Shadow (a satellite weapon) and the Strafe Laser, which follows terrain. The special power shoots in three directions.



You'll pick up the Shadow Force just as you would get the Round Force, and in the same areas.



The three different colored Laser Units give your ship three different laser attacks.

### CYCLONE FORCE

The Cyclone Force features the Pierce laser (passes through objects), Wave laser (expands in a ring) and Capsule laser (for extra firing power.) It's special power when it flies alone is to become a protective shield.



Pick up the Cyclone Force for three powerful laser beams or activate it to create a shield to protect the ship.



Add a Capsule Laser for extra punch by collecting the yellow Laser Unit.

## THE ALIEN MENACE

The Bydo Empire has taken over multiple dimensions surrounding Earth. Some of the stages are in real space while others are filled with bizarre alien life forms, both mechanical and biological. Stage guardians range from easy to diabolical.



Some stages and enemy fighters, cannons and traps fall easy on the eyes though which you'll have to blast a path.



Other areas have an organic look with dripping acid and huge swimming creatures that attack your ship like a woad.



The enemies and guardians change from stage to stage.



# STAR-TYPE STRATEGIES

The following three pages contain tips for taking the Bydo threat to the cosmic cleaners. The numbers on the photos correspond with numbers on the stage

maps that follow on the back of the poster. If you master these tough techniques and tips, the rest will come easily.

## STAGE 1

In the first stage, you might not know when you're coming or going. While passing through a giant space station, you'll have to maneuver through collapsing passages and rotating rooms. One touch of the metal walls will disintegrate your R-90, and the same is true of the mechanical enemies that swarm here.



While rotar blast rotates the room, stay dead center by making small adjustments. Pass ahead when the corridor is horizontal again.

## A GIFT FROM THE EMPIRE



Dodge the glass shards while the cube ship hovers in the background. That's not much else you can do.



Wait for the ship here and puzzle it!

It won't get any easier than this. The first guardian that the Bydo Empire throws your way is only two fully-charged Power Beam shots away from the scrap heap. The enemy ship comes at you from out of the background, firing plasma shots. Only when it stops on the same plane as the R-90 is the ship vulnerable.



This R-Type pilot feels himself out of position and is able to the missile attack launched by the Bydo ship. It's better to hit the enemy head on.

## STAGE 2

This stage seems to be inside a giant, living organism—one of the evil mutations for which the Bydo Empire is famous. Make sure to grab the Pit Unit to defend against acidic drips from above. Narrow passages, and enemies closing in from behind are two chief dangers.



The guardian of Stage 2 protects itself by spewing out giant, swimming eyeballs. With your Force positioned on the back to prevent damage from the tails, fully charge your Power Beam while dodging the swimming eyeballs and zap the single eye in the wall when it is open. The eye in the wall appears in different locations, so keep a look out for it.



Make sure you have your face attached to the rear of the ship to protect against the crab-like enemies.



Use the Pit Unit found in the outer chamber to protect against acid and enemies that attack from above.



Dodge the swimming eyeballs and eye shots while waiting for your Power Beam to fully charge.



Only a fully-charged Power Beam can blast through the bulky wall and disintegrate it entirely.

## THE EYES HAVE IT



Dodge the swimming eyeballs and eye shots while waiting for your Power Beam to fully charge.



Let your Power Beam blow when the eye in the wall is open. Victory takes five or six fully-charged hits.



## STAGE 3

Welcome to the Bydo space junkyard. You won't have to worry about a junkyard dog, but the Bydo ships and cannons in this vertical and horizontal stage take huge bites. Mine-laying ships should be destroyed at once and make sure the Force is on the back of the ship.



Place the Force on the back of the ship. Enemies will attack from behind throughout the stage.



Mine-layers shoot across the gaps, leaving trails of blocking mines. Move quickly!

## THE CRAB MASTER

At the end of the junkyard, you'll find an enormous crab. The two eye pods in the middle are vulnerable to attack, so back in using your Force Power. Launch the Force so it can shoot at the crab's mouth.



Separate the force and shoot up between the crab's legs while dodging its shots.



When the crab goes into its pinning mode, hide out in the upper right hand corner.



When the crab walks on the wall, close in and touch the Force Unit to the crab's eye pods.



Finally the crab explodes! Now you must dodge the fragments of flying shell.

## STAGE 4

The Bydo factory stage requires extreme agility for dodging massive pistons and streams of plasma that race through a maze of platforms. The wheel in the middle may keep your head spinning. At the end of the stage, you'll discover that there is more to come and that the way ahead lies behind you.



A flashing green circle indicates a safe spot in this area. Head for it.



As the walls close in, look for the gaps where the walls won't touch.

Be patient and wait in the corner for the walls to open.

Follow the starting area through to the open side.

## BACKTRACK AND ATTACK

After blasting the fake-guardian in the upper hall, you'll backtrack and drop down to find the real power in this factory stage. The Urchan Ship flies about and fires plasma shots while the defensive pods on rails are a mechanical menace. Stay clear of the rails and use Full Beams on the ship.



Stay clear of the rails. The pods can be on top of you almost constantly.

While fully-charging your beams, dodge the rail pods and random shots that are flying about.



Although you may score a hit here, you're still in grave danger!

# SIX STAGES OF R-TYPE III



The R-Type III is a highly advanced space vessel, capable of high-speed flight and maneuverability. It is equipped with a powerful engine and a sophisticated weapon system, making it a formidable opponent in space combat.

## STAGE 1

### CAPSULE COLLECTING

In this stage, the player must collect a series of capsules scattered across the level. Each capsule contains a power-up or a bonus item, and the player must collect them all to progress.



## STAGE 3

### SECRET POWER UP



## STAGE 2



## STAGE 4



### FALSE PODS

In this stage, the player must identify and avoid false pods that look like power-ups but are actually traps. The player must be careful not to be fooled by these deceptive enemies.

## STAGE 5



## STAGE 6



MARINER



*Ken Griffey Jr.*

PRESENTS

**MAJOR LEAGUE  
BASEBALL**

COMING SOON TO YOUR

**SUPER NES FROM NINTENDO**



**NINTENDO  
POWER**

## STAGE 5

Mechanical blocks morph into living beings in this horrifying hall of hazards. While walls appear to block the path, you'll have to fully charge your Force to blast a way through. The Bydo friend at the end of the stage morphs into four stomach-churning alien forms. Blasting it out of existence will only be doing it a favor.



Use a full beam shot to blast off six black morphing aliens before they attack.



Beat the lower block when it comes to life and you'll be able to pass these moving walls.

## THE CHANGELINGS

The guardian of Stage 5 wants for you in a gelatinous cell. If you blast the nucleus, it uncurls itself and attacks. As you continue your attack, the creature appears to lose only to reform itself four times.



Use your fully-charged beam to blast open the nucleus.



Avoid the straggling tail of this morph and blast it in the chest.



The alien becomes a living wall. Aim for the central area with full beams.



This morph has a central eye between its arms. Avoid the shots and use beams or the Force.




When the enemy becomes a spawning ring stay in the middle and blast at the head with a blue shot. When the ring explodes you'll take on the nucleus once again.

## STAGE 6

The final stage of R-Type III has some of the greatest challenges. A dimensional hole allows invaders to attack from a separate universe. In the end, you'll have to enter that hole and battle a mutant Bydo super-guardian.



The dimensional hole may be the source of foes, but it also offers a way to get through the stage. Wait until the hole is passing through the wall. Then follow it.



Don't let your R SD touch the solid walls. Hang back until they fade. Then move ahead. Full beam power can blast enemies that appear during the social phase.

## VICTORY IN SPACE OR HUMAN DISGRACE

The time has come for humanity to stamp out the Bydo invasion. The final battle includes the destruction of four power orbs and a master guardian. The orbs come first and present less of a challenge. While fighting the guardian, you can duck under his lower arms to hide. Use fully powered beams.



Dodge the attack from behind while charging the orbs.



The beetle ships look slow, but they can convert you quickly.

Peek through the hole to fight the Bydo invasion's head honcho.



TM

# METAL MARINES

TM and © 1992 Namco Ltd. All rights reserved.  
Namco Homebrew, Inc.



## DEFEAT THE EMPIRE!



Each general will try to defeat you with his or her own style of combat.



Send out your troops, and engage the enemy—before all out battle. Strategy and courage will determine the victor.



After years of stockpiling dangerous weaponry, it only took a single mishap to send the nations of Earth into turmoil. A powerful independent warlord has taken advantage of the situation, and now dominates the Earth. As he sets his sights on controlling the Space Colonies, only you can lead the resistance against this evil foe. Metal Marines, by Namco, brings

a fresh approach to war simulation games. Players who have fought their way through such games as Super Conflict will enjoy testing their skills on this strategy game. Metal Marines adds a much needed element to simulation games as well, action! Unlike other war games, this battle runs in real time, allowing the enemy to attack you at any time. Finishing all 20 battles of the war with keep players wanting more!

# ICONS

Beginning Armchair generals may have trouble figuring out how to use this icon based control menu. The following list should help familiarize you with all of the different options in the game.

## OFFENSE

### A MISSILES

At two dollars, missiles are definitely an offensive bargain. These can easily be upgraded to the highly effective double missile for only 40 dollars.



### B METAL MARINES

Although the Metal Marines cost twice as much as a missile to build, they can be used for defense or offense. For additional impact, by upgrading your Marines.



### C L.C.M.

These super powerful missiles are extremely expensive to build and use. They take up the space of two normal missiles and cost over 25 times as much!



## LOGISTICS

### D SUPPLY R.D.

Each Supply R.D. you make will produce one dollar for the War Fund every second. The more you make, the faster the money will come rolling in.



### E ENERGY PLANT

You need fuel in order to attack the enemy. The more fuel you have, the faster you can attack. Build extra Energy Plants to increase your fuel production.



### F FACTORY

If you need to build units fast, you'll need the assistance of a Factory. Each Factory that you have increases the building rate.



### G LEVELING

Before you can build, you must clear the land of any obstructions.



# OPERATION 1

These basic battlefield techniques, with a little adjustment, will work with any of the operations in the game. Here is a basic outline of the first operation for you to test your tactics on. Remember, this is only a sample, so you may need to experi-

ment with each of the levels in order to fine tune your battle plans. Any of the 20 different operations can be beaten with a little planning and a lot of sweat. Good Luck!

## 1 DEPLOY BASES & UNITS



When you're placing bases, locate them wisely. Look for high spots that are easy to defend. After dropping all your bases, you'll only have a few seconds to set up defenses, so work quickly!



## 3 RECON



Before you set out on a full scale attack, spend time locating the enemy. Attack deep inland with a Missile or Metal Marine to locate all the enemy units along the way.

## 4 ATTACK: MISSILES



Use Missiles to clear a landing area for your Metal Marines. Take out the enemy Gun Pods with two successful missile hits.

## ENEMY FORCES

The first general you encounter is not exactly the toughest foe you will face, but if you don't attack him quickly you may get in trouble. Use this map of the enemy's territory to coordinate your attacks for maximum effect.



## 2 WAR FUNDS



You can't build units if you don't have the money. Build Supply H.Q. when you first begin a battle. Extra cash will make it easy to rearm the troops.



## 5 ATTACK: METAL MARINES



If you are having trouble with the enemy's AA Missiles, send in your Metal Marines. Be ready to sacrifice a Marine to get the job done.

## 6 DEBUILD



Continue to attack the enemy forces until you are attacked yourself. When the dust clears, use your War Funds to rebuild as many of the units as you can.

## DEFENSE

### 06 AA MISSILE

AA Missiles are the best way to stop an enemy attack. A well placed AA battery can knock enemies out of the air. You can upgrade AA Missiles for \$0 dollars.



### 1 GAS PAD

The Gas Pad is the best defense against enemy ground attacks. Surround important installations with Gas Pads to stop the enemy Metal Marines cold.



### 2 LAND MINES

Land Mines are an inexpensive way to protect you from enemy ground attacks. If you have planted Land Mines, it's deadly for the enemy Metal Marines to touch our lines.



### 3C RADAR

Each Radar card that you build will increase the accuracy of your AA Missiles. They may be expensive to make, but the added protection is well worth the cost.



### 4 DUMMY BASE

Build extra bases in crucial areas to draw away the enemy attacks. These are hard to recognize to build, and can withstand a limited amount of attack.



### 5 DUMMY UNIT

Camouflage is sometimes the best protection. If the enemy can't see you, they can't attack you. Build Dummy Units over your bases for that added protection.



## MISCELLANEOUS

### 6 BATTLE

Metal Marines, AA Missiles and Radar Missiles can all be repaired with this command. It may cost you some extra cash, but the added effect is worth it.



### 7 M.M.'S ARM

Depending on how you want to use your Metal Marines, you'll want to keep them properly armed. Each of the three weapon configurations work well against different enemies.



## OFFENSIVE TACTICS

When it comes time to press the attack, it's a good idea to understand the limits of your forces. Each military unit has its strengths and weaknesses, so be careful how you use them. These tactics are only a few of the techniques

at your disposal, so read up and practice them on the earlier operations before you need to use them in the heated battles. Different combinations of these strategies will help you defeat anything the enemy can throw at you.

### METAL MARINES

The strength of the Metal Marines can completely destroy the enemy's forces, if used properly. Arm your Marines with weapons that suit their mission.



Send the gold Metal Marines to battle first. They are stronger and can take more damage.

### MISSILES

If you build up a missile battery, it can shoot two missiles at a time, doubling the damage as well as the chances of bypassing enemy defenses.



The Double Missiles go to hit the enemy AA Missiles. Double the missiles double the chances.

## OPERATIONS AND TARGETING

When you attack with either the Metal Marines or Missiles, it's important to target your attacks for the maximum effect. If you target correctly, you can hit the units

you want without being hit by the enemy's defenses. Missiles hit anything in a three-by-three grid, while Metal Marines encounter everything in a six-by-six grid.



Set the target area to your Metal Marines can hit the weak units and avoid enemy defenses.



Aiming for the central unit in a cluster will maximize your missiles' effective range.

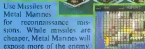
### SUPPORT THE WAR

Build support units quickly to strengthen your war effort. Building a Supply H.Q. increases War Funds, an Energy Plant increases fuel supply, and a Factory increases the building rate.



Advanced bases will require at least one of each kind of support unit.

### RECON



Use Missiles or Metal Marines for reconnaissance missions. While missiles are cheaper, Metal Marines will expose more of the enemy. You may lose the unit you send on the mission, but the information is invaluable.

If you send troops deep into enemy territory they'll expose more of the enemy.



## DEFENSIVE TACTICS

While the offensive elements of this game are important, they don't amount to much without a good defensive plan. All of these tactics are proven to stop the enemy in his tracks, so set up a strong defensive gauntlet to crush his attack. Depending on the terrain of each

operation, some of these tactics may not work, so experiment with them until you find the right combination. Watch your troops carefully and rebuild weak points because you never know when your enemy might get lucky.

### AA MISSILES PLACEMENT

Place AA Missiles along the coastline, interspersed with Radar Units. This way you can cut off enemy missiles before they hit the ground.



Placing Radar units amongst AA Missiles increases the chance of hitting incoming attacks.

### GUN POD PLACEMENT

Use Gun Pods to protect other units against ground attacks. If you place them on high ground, the enemy Metal Marines will be vulnerable to their shots.



Building on high ground is smart, but don't leave landing points above your Gun Pods.

### LANDSCAPE LEVELING

Some of the land surrounding your bases may still have obstructions that prevent you from building. Use the Leveling Command to ready the area for construction.



You will also need to clear areas that have been destroyed by the enemy. Once the area is cleared, you are free to build whatever you want.

### MARINE DEFENSE

Metal Marines can also be used to defend against ground attacks. If you use a Marine in this manner, arm it with the Anti-MM guns.



If the enemy sends Metal Marines to attack you, your troops will engage them before your other units are destroyed.



### DECOYS

Hiding your bases from the enemy can prevent them from destroying you. Hide bases underneath Dummy Units, then build Dummy Bases to draw the enemy fire. The added camouflage also adds to your strength.



Hiding your base from the enemy will keep you in the game longer.

## 20 Levels Of Action

As the game progresses, each level becomes trickier and trickier. Don't be afraid to try new tactics, because a good general always learns from his mistakes!



# THE FLINTSTONES™

*The Treasure of Sierra Madrock*



## WHO WILL BE THE GRAND POOBAH?



It's Yabba Dabba Doo time for you and your favorite modern Stone Age family to start swinging your clubs in this smashing Flintstone sequel for the Super NES. It seems that the current Grand Poobah of Fred and Barney's club, the Loyal Order of Water Buffaloes, is ready for retire-

ment, and Fred fancies himself as the perfect replacement! Fred's best buddy, Barney, pledges his support, and off they go to retrieve the Treasure of Sierra Madrock to secure a win of the coveted Poobah position.



FRED: HEY, SURVIVE WHY ALL THE HURDLY!

An emergency meeting has been called at the hall of the Loyal Order of Water Buffaloes.



In order to become Grand Poobah the boys must brave looking Bulls to remove the Treasure.

# A ROCKY RACE AWAITS

The quest for the Treasure of Sierra Madrock will take Fred and Barney all over the granite planet. They must overcome unique obstacles in each foreign land, but

they must also face a few of their own Water Buffalo brothers who have their own precious Poobah aspirations to pursue.

## MAGMAROCK

Facial city—Magmarock. This city is one hot mama, so watch your step! You never know when a hot pocket of lava could erupt and send you flying across the desert.



## SNOWROCK

Usually Snowrock is a haven for waterless snow bunnies, but Barney and Fred have more important things on their minds than doing or building snow pants. It's going to take all the concentration they can muster to keep from sliding off track in this slippery city.



## BEDROCK

Bedrock is home to barney—Fred Flintstone and Barney Rubble, but during the final race for the Treasure of Sierra Madrock, it's not necessarily the most friendly place to be.



## JUNGLEROCK

It's a vine-swinging adventure here in Junglerock, but don't sweat it—your dice is the Treasure now... or are you?



## A BOARD GAME BROUGHT TO LIFE!

A unique feature of The Flintstones for the Super NES is the combination of challenging stages with an element of chance. A roll of the die ultimately determines your next step.



Roll the die a shake and toss a Die-Two of Three to advance spaces.



Barney and Wilma can't imagine why they silly husbands insist on roaming the countryside if you're caught, they'll drag you home.

## BONUS GAME

At the end of each stage, there is a chance for a bonus in the Tic-Tac-Toe game.



The last digit of your time will be highlighted on the grid. Fill in the grid in the following order to receive bonus: 1-4-5-2-8-3-1-7-3 and 5.



# SEVERAL STONY STAGES

Have you gathered enough gumption to go on? If so, you are one brave Brontosaurus, buddy! Below are some hints to help you guide Fred and Barney through each of

the four levels. Each area has its own special tough spots, so wield your weapon wisely and prove yourself worthy of the Grand Poobah position.

## BEDROCK

Your goal in Bedrock is to track down Rockhead, a rival candidate for the title of Grand Poobah, and retrieve the map from him. This is, of course, easier said than done.

### OUR HOMETOWN HEROES HEAD OUT

Some of the enemies you will encounter in Bedrock are a series of slimy Sharks and an army of antagonistic Armadillos. A swing of the club will take care of most enemies, but others may require special handling.



You can take a ride on some vicious backs, but watch out for eelies!



Visit the Beach at the Training ground and complete a race to learn the Double Jump technique. It is a useful trick to learn, but will cost you one Gem when you use it.

## RUN A RACE VS. ROCKHEAD

Once you are on the same Overworld screen as Rockhead, he will begin to roll the die and evade you. Team work is best when attempting to corner him. In the arena, stay on the lighter ground. The dark spots will slow you down considerably.



Avoid the dark spots by jumping over them or you'll be slower than molasses.

## MAGMAROCK

It's a molten mass of trouble once you land in Magmarock. Quartz, another Poobah hopeful, has a pair of Ice Skates that would be perfect for the next stage. You'd better get busy!

### FOLLOW THE FOOT-SCORCHING FLAMES

Unlike Bedrock, the "water" in Magmarock is actually hot lava, and is quite inhospitable to swimmers. Avoid it at all costs or our twosome will be toasted!



Man Eating Plants will not come alive until you have walked past them. Be ready to turn around and smack them!



Step on a steaming Volcano and you'll be blown automatically to another part of the Overworld. This could help a little!

## THAT QUARTZ IS QUICK!

Strap on your seat belt, race fans, because Quartz has the Skates you need in Snow Rock. To get them, take your Cart for a spin around the track and beat the old buzzard fair and square. With some practice, the checkered flag is yours!



Fred and Barney enjoy the Skates of victory as Quartz is signaled with defeat.

## SNOWROCK

Our heroes are greeted upon arrival in Snowrock by a friendly Eskimo. He offers to help retrieve the Compass out of an ice block, but he needs a Hammer and Chisel.

### SLIP SLIDING AWAY . . .

Not only is the water too icy to swim in, all of the ground is frozen over as well! It will take all of your skills to keep from accidentally falling off a cliff.



Dash the Snowballs the bearly belly of a Bear throws at you. Tack your way closer to him and then let him have it with your Club as soon as he's close.



Stay on a path toward the center—who knows when you'll end up.



Use your Club to destroy these Ice Blocks and release the little life.

### BLADES OF STEEL!

Marble is a master at the traditional Water Buffalo sport of speed skating. Fortunately, Fred and Barney are also demons on the ice, and can give that mean old Marble a run for his Hammer and Chisel. Take it easy on the sharp turns and avoid the holes altogether.



The character who beats Marble should take the Hammer and Chisel back to the Eskimo, who will gladly recover the Compass.

## JUNGLEROCK

Junglerock is a wild and woolly place—it seems that no other Water Buffaloes have made it this far. Fred and Barney's keen instincts tell them that the Treasure must be near.

### IT'S A JUNGLE OUT THERE

Just when it seems the boys are right on track, a giant Pteranodon swoops down and makes off with their Compass! You have to chase that pesky Pteranodon all around the Overworld to get it back.



There is no getting around these Bear Hives. Try to get ahead of them when you and your club—they'll be underneath.



There are many unfriendly Waterfalls and Rivers in even in Junglerock. Don't try dipping a toe in. Though, if the Pteranodon will annoy you as a snail!


### A "PTERRIBLE" PTERANADON

Junglerock is not the kind of place you want to spend a lot of time exploring. Unfortunately, that's exactly what you'll have to do in order to track down the Pteranodon. Once you get him, try climbing about half way up the tree. Face the direction of the beast as he comes toward you, and club repeatedly.



Once you beat the Pteranodon, both Fred and Barney have to board the Rail to get to the Volcano, White Doodle Do!

# VIDEO GAME COLLEGES



If you were to take a poll of young video game fans asking what career they would like to pursue, it would be a good bet that a fair percentage would reply with an occupation that has to do with video games. Simply, to make games. Working for a video game manufacturer would be like a dream come true. As it turns out, many students in Japan have the same ambitions. Luckily for them, they have an avenue to take to make their occupational dream come true. In Tokyo, Osaka and Nagoya, there are schools or "colleges" that teach students exactly how to produce video games. Some of these schools are supported by video game manufacturers, but some are vocational schools that offer specific video game courses.

## WHAT'S THE REASON?

### GAME COMPANY

Many video game manufacturers have grown rapidly over the past several years. Presently there is a high demand for people who can step up and take on a video game project, seeing it through from concept stages to finished product.



### VIDEO GAME COLLEGE

The combination of demand from video game manufacturers and the demand from students who are interested in this field has prompted the start-up of video game colleges. It's like any other business: if there is a demand, companies will profit by being able to provide a supply.



### STUDENTS

For students desiring to work for a video game manufacturer, attending a video game college can put them on the "fast track" into a company that produces games. The main knowledge they have, the more valuable they will be to a company.

## DESIGNER DEMAND

While many Japanese businesses are beginning to experience limited growth, no growth, or negative growth, the video game industry is still surging ahead. We're more than happy to report that people still desperately have a need for fun in their lives. It's a fact: if the industry continues to grow, and we have every indication that it will, then more people are going to go to work for video game manufacturers. As the demand for quantity and quality of video game-related products increases, it follows that the demand for people to produce these products also increases. College-aged students have been playing video games for most of their lives. Their interest in the field is

high. Video game colleges and video game courses at existing colleges make perfect sense—both for the students and for the industry. Most of the video game colleges in Japan offer a 2- to 4-year curriculum and during this time, students will learn the ins and outs of producing and marketing games. Programming in various computer languages, developing concepts, composing music, designing graphics, writing scenarios and marketing products are just some of the areas that students will be educated in by the time they graduate and begin to pursue employment. To our knowledge, there are no schools or programs in the United States that focus directly on video games. Maybe some day there will be.

## TYPES OF VIDEO GAME SCHOOLS

Video game manufacturers like Enix, Hudson and HAL, all three of whom we will discuss later, employ many top professionals in the video game industry. Not only do these people create games for them, they also teach and lecture to students who enroll in their schools. If a student is very focused on only wanting to produce video games as a career, he or she would probably get the most, if not the best, education and experience from a video game manufacturers' school. However, video games are related to other types of high-tech media such as computers and other modern methods of communication like TV, radio, and interactive on-line services. A student who pursues an education at a school that offers a broad curriculum relating to these fields may have a better chance of landing a job, whether it be with a video game manufacturer or another high-tech firm.

### GAME COMPANY-SPONSORED

Probably the biggest advantage that a video game company-sponsored school has over colleges that just offer courses related to video games is that students will benefit from being exposed to and being able to use the exact same equipment that the company uses. It seems logical that graduating students would be obvious choices for new employees of that company.



You'll find identical equipment used in the schools and in the companies.

### SPECIALIZED COLLEGIATE COURSES

The main advantage that an established college has over game companies when it comes to video game curriculum is that they offer a much broader curriculum. A student will get a more rounded, mainstream education at one of these institutions. These colleges offer more types of activities and associations to take part in.

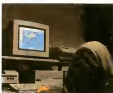


Other activities are associated with a more general type of education.

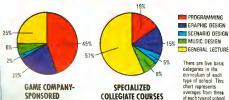
## A LESSON LEARNED

What students learn at company-sponsored schools may be similar to what students learn at colleges offering video game courses. Their curriculums are what sets them apart. A company-sponsored school will concentrate heavily on programming and other practical aspects of the business, whereas students taking college courses in video games will be subjected to much more time spent in the classroom listening to lectures. The former definitely seems to have the edge when it comes to offering students a "hands on"

approach to education. That's the way it is with schools that are vocational in their orientation.



### CURRICULUM BREAKDOWN



### COURSE AREAS

#### PROGRAMMING

It's the heart and soul of what makes a video game play the way it does: programming. You can never know too much about it!

#### GRAPHIC DESIGN

What people see when playing a game can be critical to their overall enjoyment of the product. Creativity counts!

#### SCENARIO DESIGN

What's a great game without a great story line or lots of tantalizing situations for the characters to get in and out of?

#### MUSIC/SFX DESIGN

All of the bells, whistles and tunes that you hear while playing a game can add tremendously to the overall gaming experience.

#### GENERAL LECTURE

Learning a topic from those who are already familiar with it allows you to absorb information through verbal communication.

## GAME COMPANY-SPONSORED

### COLLEGE DATA

#### CURRICULUM BREAKDOWN



**COURSE DURATION**  
2 YEARS  
**TUITION COST**  
\$12,500/yr.

### ENIX GAME SCHOOL

#### FAMOUS LECTURERS

Established in 1991, the Enix Game School puts students in touch with people who created some of the most popular games in the world—the Dragon Warrior series! Each year, after applications have been screened, an entrance exam is given and interviews are conducted in order to select 150 students. Enix emphasizes programming and computer experience over lectures. All graduates of the school must complete a final game project. The quality standards are very high. Famous Japanese game producers as well as novelists, cartoonists and illustrators give lectures at the Enix school.



Keith Gagnier (above computer) and Miy. How (across) were just one of the industry professionals who lecture at the Enix school.



### COLLEGE DATA

#### CURRICULUM BREAKDOWN



**COURSE DURATION**  
2 YEARS  
**COURSE TUITION**  
\$8,500/yr.

### HUDSON COMPUTER DESIGNERS SCHOOL

#### MOLDING PROFESSIONALS

Hudson's school offers a very practical and very streamlined approach to educating students about becoming associated with the video game industry. Each year since 1990, 40 students receive extensive training in programming and game graphic design. MS-DOS and programming for the PC-Engine are examples of topics that are taught at the school. There isn't a great deal of theory taught at the Hudson school—it's mostly practical knowledge that can be applied to their projects. Students work in small groups to produce a game as their class project. These games are not extensive, but can be used later as work samples when the students apply for jobs.



The video games that the Hudson students create are stored on CD-ROM. Some of these games have even been used as preview discs that are packed in with video game magazines in Japan.



### COLLEGE DATA

#### CURRICULUM BREAKDOWN



**COURSE DURATION**  
2 YEARS  
**COURSE TUITION**  
\$12,000/yr.

### HAL INSTITUTE OF COMPUTER TECHNOLOGY

#### HEFTY CORPORATE BACKING

Of the schools discussed in this article, HAL Institute provides students with the opportunity to use the best equipment. Many types of computers and video equipment are available. Nintendo, as well as other companies like IBM, Hitachi, NEC, Toshiba, etc., offer support to the HAL Institute not only financially, but with teachers and high-tech equipment. Scholarships and student loans are available through the school and upon graduation, students get help from the school with job placement—even several years after graduation! HAL Institute is also affiliated with New York, American, Oregon State and Pittsburgh State Universities.



Mr. Yonekichi, Nintendo Co. Ltd.'s president, believes that strong support from high tech firms allows schools like HAL Institute to provide a higher level of instruction to students.



## SPECIALIZED COLLEGIATE COURSES

### TOKYO COMMUNICATIONS ART INSTITUTE

#### HI-TECH COLLEGE

Students attending the Tokyo Communications Arts Institute can not only learn about making video games, but they can enroll in courses where they can learn about diverse audio and visual arts like radio and TV production, movie-making and graphic arts. For first-year video game students at the school, the curriculum consists of the basics of computer use, programming and management theory. "Game Creator" is the title of a course taught within the Communications department. Another specialized department at the school is Commercial Music. This is an area that the other game colleges don't include in their curriculum.



Music production, reading and engineering are also subjects taught at the Tokyo Communications Arts Institute.

#### COLLEGE DATA

##### CURRICULUM BREAKDOWN



**COURSE DURATION**  
3 YEARS  
**COURSE TUITION**  
\$12,500/yr.

### TOKYO INSTITUTE OF COMPUTER SCIENCE

#### LECTURE INTENSIVE

Establishing a video game curriculum in 1993, the Tokyo Institute of Computer Science direct students into the role of "game producer" more than anything else with its video game classes. Developing creativity and accumulating practical knowledge of computer hardware and software are the main goals of this school. Currently, 131 students can enroll in video game classes at the school each year. The Tokyo Institute is currently negotiating the possibility of having its students participate in internships with various video game manufacturers.



Not only does the Tokyo Institute of Computer Science offer video game classes, it also provides students an opportunity to participate in outdoor activities like baseball!

#### COLLEGE DATA

##### CURRICULUM BREAKDOWN



**COURSE DURATION**  
3 YEARS  
**COURSE TUITION**  
\$12,500/yr.

## A COLLEGIATE FUTURE?

One of the questions that may pop into your mind as you read this article is, "When are we going to see video game colleges open in North America?" Although there are currently no video game colleges in the U.S., DigiPen Applied Computer Graphics School, in Vancouver, BC, will begin accepting applications this June for a two-year program beginning in September. The focus of the course is on the technological and engineering process of creating interactive multimedia programs. Nintendo of America has provided the DigiPen school with Super NES development systems. During the second year of the course, students will create Super NES video games using the development systems and information gathered during the first year.



# CLASSIFIED INFORMATION



## FROM AGENT #772 The Force

Normally, you must find all of the Jedi Powers as you work your way through the game. If you enter this code discovered by Agent #772 before you begin playing the game, you will start with full use of the Force. On the Title Screen, quickly press X, B, B, Y, X, A, A and you will hear a tone. Press the Start Button to begin a new game. To use a Force Power, press the Select Button to access the menu, then use the L and R Buttons to select a Power. The Power will be activated when you press the X Button.

## On Game Select Screen, press X, B, B, Y, X, A, A, X, then Start.



Enter the code above while you are on the Title Screen.



You can use any of the Force Powers from the very beginning of the game.

## Skip to Darth Vader

Even though you can get a password to skip to the final confrontation with Darth Vader, this code will let you get there without having to work through the entire game. On the Game Select Screen, quickly press A, X, B, A, Y, X, B, A, A, X, B, B, Y and X. If you enter the code before the demo screen appears, the game should automatically switch to the final stage of the game. When the fight begins, you will be fully built-up, so be sure to use your Force Powers to help finish off Darth.

## On Game Select Screen, press A, X, B, A, Y, X, B, A, A, X, B, B, Y, and X.



Enter the code while you're on the Game Select Screen, before the Demo screen appears.



If you enter it correctly you will skip to the final battle against Darth Vader!

## Seven Continues

While the other two codes may be fun to play with, this code will help you make it through the game on your own. If you quickly press X, Y, A, B, X, X while you are on the Title Screen, you should hear a tone. Press the Start Button to begin playing as normal. While it may not appear that the game has changed, you're in for a surprise when the game is over. Instead of the three Continues you normally have, you will have a total of seven. Even untrained Jedi Knights can finish the game when they use this code.

## On Game Select Screen, press X, Y, A, B, X, X, then Start.



Normally, you will only be able to continue the game three times before the game is over.



When the game starts, begin playing as you normally would.



Enter the code printed above while you are in the Game Select Screen for a little extra help.



When the game is over, you will have seven Continues instead of the normal three.

## CLASSIFIED INFORMATION



### FROM AGENT #800 Extra Mode

Players can access a secret Extra Mode if they enter this special code while they are on the Option Screen. When the Title Screen appears, hold the Select Button, then press Start to access the Option Screen. On the Option Screen hold the R Button, then enter the following code: Up and X at the same time, Right and A at the same time, Down and B at the same time, then Left and Y at the same time. If you enter the code correctly, the screen will change to the Extra Play Mode. In this mode you can switch to a two-player game, use any of the fighters, and change the background graphics. When you fight in the Extra Mode, each match lasts only one round.



On the Title Screen, hold the Select Button, then press Start.



While you are on the Option Screen, hold R and enter the code.



The Extra Mode offers players a whole new list of options.



Each battle lasts only one round. May the best fighter win!

### Extra Continues

You can use a similar code to gain extra Continues to use in the Hero Mode of the game. On the Title Screen, hold the Select Button and press Start to access the option screen. On the Option Screen, hold the L Button and enter the following code: Up and X at the same time, Left and Y at the same time, Down and B at the same time, then Right and A at the same time. If you enter the code correctly, a new Credits Option will appear on the screen. You can adjust this option for 1, 3, 5 or unlimited Continues.



On the Title Screen, hold the Select Button, then press Start to make the option screen appear.



When you enter the code, a new Credits Option will appear on the screen.



### FROM AGENT #223 Scenario Select

SIMANT offers players a chance to build the perfect ant colony without the risk of losing their picnic lunch. Advanced ant farmers can test their skills on the built-in scenarios. Each scenario pits your colony of ants against the forces of nature. Normally, you must successfully complete each of the scenarios before you can go on to the next. Agent #223 has found a way to select any of the scenarios you want, rather than play them in the required order. If you have the Super NES Mouse controller, plug it into the Controller II port. When you start a new game, use Controller I to enter the Scenario Mode of the game, then click either Mouse Button to light up the scenarios. Use Controller I to select the scenario you want to play. NOTE: You can not complete this code if you do not have a Mouse controller!



Normally, you'll have to finish each of the scenarios in order.



When you start the game, place the Super NES Mouse into the Controller II port.




With Controller I, select the Scenarios Mode and press the Start Button.



Click the Mouse Button, then select any scenario with Controller I.

## CLASSIFIED INFORMATION



### ■ FROM AGENT #484

#### Stage Select

If you are having trouble completing the earlier stages of The First Samurai, use this code to explore any stage you want. When the Title Screen appears, press Select to make the option screen appear. After you set the options to your liking, press L, R, X, A and any direction on the controller at the same time. Hold all of the buttons until the screen changes. The stage you warp to depends on which direction you press on the Control Pad.



Press the Select Button when the Title Screen appears to switch to the Option Screen.



Press and hold L, R, X, A and any direction on the Control Pad, all at the same time.



Don't release the buttons until the screen switches to the new stage.



The stage you start on depends on the Control Pad direction you hold.



### ■ FROM AGENT #067

#### Olaf Code

Interplay has added a special code to Rock N' Roll Racing that lets you access an extra driver. When you are on the Player Select Screen, hold the L, R and Select Buttons while you're scrolling through the racers. The last racer on the list will be Olaf, one of the characters from the Lost Vikings game. Olaf is an excellent driver with a bonus in acceleration, top speed and cornering.

Hold L, R and Select on the Driver Select Screen.



Start a new game and select either a one- or two-player game.




Hold the L, R and Select Buttons while you are on the Driver Select Screen.



While holding the buttons, scroll through the list to find Olaf.



It's easy to stay in front of the competition when you drive like Olaf!



### ■ FROM AGENT #630

#### Invincibility Code

Agent #630 has found a tricky way to become invincible when you play the Confront Mode of Lazer Blazer. Before you begin playing, plug in Controller 1. Use the Super Scope to start a Confront game. Press the X Button repeatedly until you have been hit five times. For the rest of the game your ship will be invincible from enemy attacks.



Normally, the enemies will attack you fast and furiously when you play the Confront Mode.



Before you begin playing, plug in Controller 1. Use the Super Scope to begin the game.



Press the X Button on Controller 1 until you've been hit five times.



Your ship will be invincible until you reach the game.

## SUPER MARIO ALL-STARS

### ■ FROM AGENT #985

#### Unlimited Hammer Bros. Suits

If you warp up to World 6 in Super Mario Bros. 3 after you have found a Hammer, you can use it to open the way to unlimited Hammer Bros. Suits. If you enter the pipe at the start of World 6, clear the rock on the other end of the pipe, enter the Mushroom House, grab the Hammer Bros. Suit, then Save & Quit. Repeat this until you have a full supply of suits!



Collect both of the Warp Whistles from World 1



Warp to World 2, then collect the Hammer from the Hammer Bros.



Warp to World 6, enter the pipe, then use the Hammer to clear the rock on the other side



Enter the Mushroom House and collect the Hammer Bros. Suit from the chest



Press the Start Button and choose the Save & Quit option



Continue the game, and you'll be able to re-enter the house and get another suit!

## THE LEGEND OF ZELDA LINK'S AWAKENING

### ■ FROM AGENT #912

#### Trick Warp

Is it possible to finish The Legend of Zelda: A Link to the Past without getting the sword? Well, it might be if you use this great trick to explore all of the areas of the game before you normally would. Any time you are on the very edge of the screen, press the Select Button at the same time you leave the screen. If you time it correctly, the Map Screen will appear. When you return to the game, you will be in the exact same spot, only one screen over. You can use this trick to warp to the other side of obstacles that you normally can't clear yet. If you get stuck in a wall or other barrier, quickly try the trick again. If you don't clear the barrier, Save & Quit the game, and you can continue from the last building or cave you exited. NOTE: This trick may not work on future versions of the game.



When you find an obstacle you can't pass, try this trick to open your way



Go back one screen, and stand on the very edge of the screen!



Press the Select Button at the exact same time that you exit the screen to make the map appear



When you return to the game, you will be in the exact same spot, only one screen over

## SECRET AGENTS WANTED

A popular activity among Nintendo game players is developing tips and strategies. If you would like to share your own special tips with us, send them in! Choose your own three-digit agent number and be sure to include it with your codes.

Our Address is:  
**Nintendo Power**  
**Classified Information**  
**P.O. Box 97033**  
**Redmond, WA**  
**98073-9733**





# SUPER METROID

## ZEBES RISING

By Brian J. DeSalvo

THE ZEBESIAN EGG  
IS THE KEY TO  
THE METROID'S  
TRUE POWER.





YOU SHOULD'VE LISTENED TO ME!



IT'S NOT ME! I DON'T!

YOU SHOULD'VE LISTENED TO ME!



THE LABS ARE HERE!



LOOK!



YOU SHOULD'VE LISTENED TO ME!



WHERE IS IT?



YOU SHOULD'VE LISTENED TO ME!



IT'S NOT ME! I DON'T!



WHERE ARE THEY?



I CAN FIND OUT WHERE THEY ARE!



WHERE ARE THEY?



I CAN FIND OUT WHERE THEY ARE!



WHERE ARE THEY?

WHERE IS IT?



WHERE ARE THEY?



YOU SHOULD'VE LISTENED TO ME!



WHERE IS IT?



THEY'RE ALL HERE!



WHAT IS IT?



IT'S A BIRD! A BIRD!  
IT'S A BIRD!  
IT'S A BIRD!  
IT'S A BIRD!

WHAT?



HAPPY!



IT'S A BIRD!  
IT'S A BIRD!

WHAT IS IT?



IT'S A BIRD!  
IT'S A BIRD!  
IT'S A BIRD!  
IT'S A BIRD!



IT'S A BIRD!  
IT'S A BIRD!  
IT'S A BIRD!



IT'S A BIRD!  
IT'S A BIRD!  
IT'S A BIRD!



IT'S A BIRD!  
IT'S A BIRD!



IT'S A BIRD!  
IT'S A BIRD!

IT'S A BIRD!  
IT'S A BIRD!



IT'S A BIRD!  
IT'S A BIRD!



IT'S A BIRD!  
IT'S A BIRD!

IT'S A BIRD!  
IT'S A BIRD!



IT'S A BIRD!  
IT'S A BIRD!

WHAT IS IT?



IT'S A BIRD!  
IT'S A BIRD!



IT'S A BIRD!  
IT'S A BIRD!

IT'S A BIRD!  
IT'S A BIRD!



IT'S A BIRD!  
IT'S A BIRD!

IT'S A BIRD!  
IT'S A BIRD!



IT'S A BIRD!  
IT'S A BIRD!

IT'S A BIRD!  
IT'S A BIRD!





THE BEST THING IS  
I CAN GO ANYWHERE  
I WANT TO GO! I'M  
GONNA GO AWAY FROM



COME BACK!  
GET OUT OF  
HERE!

NO!

HE IS  
THE ONLY  
ONE WHO  
CAN GO  
ANYWHERE  
HE WANTS  
TO GO! HE  
IS THE  
BEST!



HE IS THE ONLY ONE  
WHO CAN GO ANYWHERE  
HE WANTS TO GO!



THE BEST THING IS  
I CAN GO ANYWHERE  
I WANT TO GO!


HE IS THE ONLY  
ONE WHO CAN  
GO ANYWHERE  
HE WANTS TO GO!



HE IS THE ONLY  
ONE WHO CAN  
GO ANYWHERE  
HE WANTS TO GO!



HE IS THE ONLY  
ONE WHO CAN  
GO ANYWHERE  
HE WANTS TO GO!



HE IS THE ONLY  
ONE WHO CAN  
GO ANYWHERE  
HE WANTS TO GO!



HE IS THE ONLY  
ONE WHO CAN  
GO ANYWHERE  
HE WANTS TO GO!







# COUNSELORS' CORNER

## SUPER MARIO ALL-STARS

### HOW DO I GET THROUGH THE FORTRESS IN WORLD 3-4?



Dan Fluke

**A**s you work your way through the fortress, you will come to some places where you'll have to choose which path to take. If you take the correct one, a bell will ring and you'll continue further into the fortress. If you choose the wrong way, a buzzer will sound and you'll repeat the section you just completed. If you listen for these sounds, you'll quickly find the path that takes you to your meeting with Bowser. Start by going past the first green pipe.



Go past the first green pipe. Jump up on the next two pipes to the highest ledge on the right.



Drop down and hit the four invisible ice blocks on the left. Jump onto them and go to the right.

### HOW DO I REACH THE EXIT IN WORLD 8-2?

**W**orld 8-2 will keep repeating itself unless you find the hidden exit. You'll come to a pool about half way through the stage. Just past it there is a gap and

a red Koopa Paratroopa flying below a block high in the air. Jump to the right side of the gap and bounce off the Koopa to hit the block and cause a vine to grow upward. After hitting the

block, hold the Control Pad to the right so you won't fall into the gap, then jump back up and climb the vine. Once you're in the clouds, go to the right to find the castle.



About half way through the stage, you'll see a Koopa Paratroopa flying below a high block.



Jump up, bounce off the Koopa and hit the block to make a vine appear.



Climb the vine up into the clouds. Go to the right and you reach the castle at the stage's end.

# THE 7<sup>TH</sup> SAGA

## HOW DO I FIGHT THE APPRENTICES?



Richard Storms


**F**ighting other apprentices is difficult because they're always built up to about the same level your character is, but you can gain the advantage by memoriz-

ing their attack patterns. They vary, but each uses the same pattern when fighting the same opponent. When you first fight, survive as long as you can and write down their patterns of

attack so you'll know how to plan for your next bouts. Enemy apprentices might use healing spells as extra steps, but they'll return to their regular patterns in the next rounds.



Fighting the other apprentices is tough work—they're always of comparable experience levels.



Survive as long as you can, writing down the attack patterns they use against you.



If enemies use healing spells, they'll revert to their regular patterns in the following rounds.

## ? WHERE DO I FIND THE APPRENTICE WHO STOLE THE SKY RUNE? ?

**U**se the Wind Rune to warp from town to town, looking for the apprentice thief who took the Sky Rune. At each town, step outside and look at the town in your crystal ball. If it looks normal, warp to a new town, but if it flashes, there is a Rune to be found in the town. Enter and save your game at the Inn, then search the town for the apprentice who took the Sky Rune. You'll have to defeat him or her to get the Rune.



To find the apprentice who stole the Sky Rune, travel from town to town using the Wind Rune.



If the town flashes when you view it with the crystal ball, enter it and search for the Rune.

## ? HOW DO I USE THE RUNES AGAINST GORSIA? ?

**W**hen you reach Gorsia in the Castle of Gorfun, you must use the seven Runes in a

particular order before you attack. Use them in the following order: Wizard, Light, Water, Star, Moon,

Wind and, finally, Sky. Using them in any other order will be ineffective. Attack after using the Runes.



Gorsia is a fierce foe. You'll need the magic of the seven Runes to help you succeed in your fight.



Start by using the Wizard Rune against Gorsia, then use each of the others in the order listed above.



After using all of the Runes, mount your attack using your character's strongest offensive moves.

# DUNGEON MASTER

## HOW DO I GET THROUGH FLOOR 3?



Daniel Bliss



**T**ips for specific locations: At "Chambers of the Guardian," press the green gem button next to the cell that the Chest is in to teleport it to another room. Keep teleporting it until it appears at the end of the hall. Open the Chest, get the Mirror of Dawn, and hold it in front of the eye to open a secret door.

At the "Matrix," step inside, go two screens north, six west, four south and one west. Push the switch

to open the door, then go one screen east and three south to find the hidden room.

At the "Room of the Gem," place an item on the trigger to close the pit, then cross over and flip the switch. Find the Blue Gem and bring it back to open the other door.

See Volume 54 for tips on the "Cast Your Influence, Cast Your Might" message and the "Time is of the Essence" door.




# MEGA MAN IV

## HOW DO I GET ITEMS INSIDE THE UNBREAKABLE BLOCKS?



Jean Croffers

**Y**ou must defeat Ring Man and get the Ring Boomerang before you'll be able to collect the items from the unbreakable blocks. The Ring Boomerang is an awesome weapon that you can shoot out in any direction. It's capable of passing right through the solid stone blocks, picking up the items inside, and returning to you carrying the little treasures. To defeat Ring Man, jump to avoid the rings he throws, then slide under him and fire at him from behind.



To get the Ring Boomerang, beat Ring Man. Avoid his rings and wait for a chance to slide under him.



You can throw the Ring Boomerang in all directions. Use it to collect the items inside unbreakable blocks.



## HOW CAN I MAKE IT THROUGH DR. WILY'S SHIP?



**I**n Part 2 of Dr. Wily's Ship, there are two hidden areas that are filled with Power-Ups. Finding the areas and collecting the Power-Ups will help you succeed in reaching Dr. Wily in a healthy enough condition to put up a good fight. To find the secret spots, look

for two blocks that have "+" marks on them. You'll find the first after defeating the egg-throwing duck and the second after defeating the floating eye that is the guardian for the stage. Go down one screen from the fighting duck to find the first block and go to the right after beating the boss to find

the second one. Use your Charge Kick to break through the "+" blocks, then start collecting the goods that Protoman loots out. When you've collected all of the Power-Ups, Protoman will disappear. Now you can continue your quest to hunt down the nefarious Dr. Wily.



After you defeat the fighting duck, go down one screen to find the block the "+" on it.



You'll have to defeat the floating eyeball before you can search for the second "+" block.



After you beat up the big eye, go all the way to the right and drop down one screen to find the "+" block.

## PUZZLED? PERPLEXED? PERTURBED? SOLVE YOUR PROBLEMS BY CALLING THE PROS!



**WRITE TO:**  
Counselors' Corner  
P.O. Box 97033  
Redmond, WA  
98073-9733

**CALL:**  
(206) 885-7529  
Nintendo Game Play  
Counselors are on call  
Mon.-Sat., 4:00 a.m.  
to Midnight and Sun.,  
6:00 a.m. to 7:00 p.m.  
Pacific time.

**EXTRA!**

# A STEP-BY-STEP GUIDE TO: STARTROPICS



This Counselor's Corner Extra is for anyone who has ever been stuck in Startropics. We reveal every step of the game, so use it as a reference when you find yourself in a bind.



## CHAPTER 1 - PRELUDE



**1** When you begin, walk to the left and enter the small village of Coalcola. Go into the large building on the left and talk to Chief Coalcola to receive the Island Yo-yo.

**2** Talk to everyone else in the village. After you speak to all of the islanders, the man blocking the upper right building will move out of your way.

**3** Enter the top right building, talk to the Shaman, then enter the Island Tunnel.

**4** Defeat the C-Serpent inside the Island Tunnel then exit.

**5** Travel north then east as you work your way to Dr. J's lab. Along the way you will run into Bob200. Talk to him to receive the ID Code to start the Sub-C.

**6** Continue south and enter the lab. You will automatically board the Sub-C, ending the chapter.



### Island Tunnel

From the Entrance:

- 1 Work your way Up 11 rooms.
- 2 Defeat the C-Serpent. 3 Continue Up three rooms to find the exit.

### How to defeat the C-Serpent

Stand on the center block and shoot the C-Serpent at the mouth when it is open. If it shoots fire at you, quickly jump to the left or right to avoid being hit.



## CHAPTER 2 - DOLPHINS



**1** When you begin, travel east in the Sub-C until you encounter the Female Dolphin. Agree to help her find her son, then continue traveling east.



**2** When you reach the island, steer the Sub-C through a tunnel and dock to the east of the Lighthouse.

**3** Talk to the man inside the Lighthouse then return to the Sub-C.


**4** From the dock, go one space down, all the way to the right, all the way down, all the way to the right, through the wall, one space down, right and through the wall, then down to the dock.

**5** Enter the house south of the dock and talk to the woman inside. You'll learn about a Bottle on the beach.

**6** Walk down to the beach and follow it around to the upper right. Walk left through the wall to find the secret cave. Walk through the cave and collect the Bottle.

**7** Return to the Sub-C. The ID Code you found in the Bottle will allow you to make the Sub-C dive by pressing the B Button.

**8** From the dock go all the way up, submerge the Sub-C, go one space up, one space left and dive again.



**9** Go right, up through the tunnel, then dock the Sub-C.

**10** Walk as far south as you can, then walk through the mountains to get the Big Heart.

**11** Walk to the northeast corner and enter Octo's Lair. Defeat Octo and save the dolphin.

### Octo's Lair

- 1 Work your way up one room, all the way right, and up one room. 2 Work your way to the left two rooms then up one room. 3 Go to the left side of the room then up to the next room. 4 Go to the left side of the room, go right through the wall, walk up, right through the wall again, then go up to the next room. 5 Continue up one room, all the way to the left, and up to the next room. 6 Continue up two screens, go left through the wall and collect the Snowman. 7 Go up two screens and defeat Octo the Huge.

### How to Defeat Octo the Huge

Jump back and forth across the bottom of the screen, avoiding Octo's shots until he comes down to the bottom of the screen. Use the Snowman to freeze him when he comes down, then nail him as fast as you can with either the Yo-yo or the Baseball Bat. Repeat the process until he's defeated.



**1** Travel east to the small cabin and replenish your energy. Continue east and enter the Miracola Tunnel. Work your way through it, then continue north in Miracola Village.

**2** Talk to everyone in the village, then enter the Chief's hut. Agree to help his daughter, then enter through the top of the hut and see Banasette.

**3** Exit the village, travel east and enter Magma's Molten Tunnel. Defeat Magma and exit the tunnel.

**4** Travel north to Shecola Castle. Walk around the outside wall to find a set of stairs. Go down the stairs and talk to the Fortune Teller. She will send you to the Ghost Village.

**5** Go north through the mountains, grab the Big Heart and continue to the Ghost Village.



**6** In the village look for the tombstone in the upper left area that is a slightly different color. Walk into it to enter the Ghost Tunnel.

**7** Inside the tunnel, defeat Maxie, then exit. Outside, you will find the Crystal Ball in the dried-up pond.

**8** Return the Crystal Ball to the Fortune Teller. Your appearance will be altered so you can enter Shecola Castle.

**9** Enter the Castle and talk to every one. You will get the Shooting Star.

**10** Exit the castle and head west through the West Tunnel. On the other side walk straight down, then left through the mountain.

**11** Exit the mountain, go south, and enter the Hermit's Mountain. Find the Hermit to get the cure for Banasette.

### Miracola Tunnel

Go up seven rooms, right one room, up one room, then exit the cave.

### Magma's Molten Tunnel

**1** Work your way up two rooms, left two rooms, up two rooms and down the stairs. **2** Go down the stairs again. **3** Go right one screen, up two screens, all the way to the right and up to the next room. **4** Work your way up the right side of the room and exit the door at the top. **5** Continue up one screen, defeat Magma, go right one screen and exit the cave.

### How to Defeat Magma

Magma can not be damaged by your weapons. To defeat him you must find both Switch Blocks in the room and reveal the red plungers. When you step on both plungers, he will be dumped into the water. One switch is in the upper left corner and the other is in the lower right corner of Magma's platform.



### Ghost Tunnel

**1** Go up one room, left one room, all the way to the left, then down two rooms. **2** Collect the Rod of Sight and continue down two rooms, right one room, and down one room. **3** Defeat the pink slug and push through the wall to the right. **4** Go to the right two rooms, down two rooms and collect the Lantern. **5** Go back up two rooms and right one room. Use the Lantern to work to the right two more rooms. **6** Go up four rooms, right four rooms, down two rooms, left one room and defeat Maxie. **7** Go left one room, up one room and jump on the switch until the exit appears.

### How to Defeat Maxie

First, use the Rod of Sight to make Maxie appear. Use continuous shots with the Bolt to take her out quickly. It will take 30-40 shots to defeat her. While you're shooting, move across the bottom of the screen to avoid being hit by the camera.

### West Tunnel

**1** After you have talked to everyone in Shecola Castle, jump on the trigger ten times to make the bridge appear. **2** Go up one room, left one room, down one room and left three rooms. **3** Go up one room and exit the cave.

### Hermit's Mountain

**1** Go up one room, right four rooms, up one room and take the stairs. **2** Go right one room, all the way to the right, then up three rooms. **3** Go right three rooms and take the stairs. **4** Go up four rooms, right two rooms, down one room, then press left through the wall. **5** Jump onto the water spout to find the Hermit.

**1** Sail east to the island, dock the Sub-C and enter the village of Tunacola. Talk to Bait, exit the Village and rebound the Sub-C.

**2** Sail east and get swallowed by the whale. Find the lighter and light the fire to escape.

**3** Outside the whale, enter the code 747 to end the chapter.

### To the Lighter

**1** From Baboo, get in the Sub-C and take the upper right path. Continue until the path splits, then go right. **2** Go all the way right, down, right, then take the first path up. At the top, dive. **3** Go up, left, down, one space down, one space left, then dive. **4** Go up, left, up to the intersection and left again. **5** Follow the path left, down, then right. **6** Go all the

way down, all the way left, up one space, left through the wall, all the way down and exit the Sub-C. **7** Walk down, right, up, right and collect the Lighter.



**1** Dock the Sub-C and enter the village of Bellcola. Talk to all the villagers, then see the Chief.

**2** Exit the village and return to the Sub-C. Travel east along the coast until you find a dark spot in the water, then dive.

**3** Move up one space and dive again. Go north 12 spaces, then go left through the wall and dock the Sub-C.

**4** Go to the Fishman's Hut, get the Fresh Worm and return to Bellcola.

**5** From Bellcola, go west through the trees and talk to Peter the Parrot. Talk to him and give him the worm. He will tell you the musical sequence that you must play to get into the memorial.

**6** Return to the dock near the Fisherman's hut. Go up the stairs,

all the way to the left, then follow the path through the mountains. At the end of the path, push left through the mountains.

**7** Inside the cave, walk up one step, left two steps, up one step, then two steps left into the secret passage. Follow the passage out of the cave and enter Captain Bell's Memorial.



**8** Play the giant piano. Step on the keys in the following order: 1, 3, 5, 4, 1, 3. When the fire is gone, take the stairs.

**9** Work your way through the cave and free Captain Bell's ship.

## Captain Bell's Cave

**1** Go up one room, left five rooms, up one room, then walk up and fall through the floor. **2** Take the lower right stairs back up, walk five steps up, left through the wall, two steps left, one step down, and left through the wall again. **3** Go down one room, left four rooms, down two rooms, left two rooms, and up two rooms. **4**

In the room with the big purple enemies, use the Rod of Sight to reveal a ghost.

Hit the ghost and exit the room to the left. **5** Continue left five rooms, up one room then right through the wall. **6** Walk up, go back to the left through the wall, hit the switch and finish the stage.



# CHAPTER 6 - REUNION

**1** Sail east to the large island, move ten spaces down from the top of the island, then sail right through the island.

**2** Dock the Sub-C and visit the village of Howdayadu-Cola. Talk to all the villagers, then reboard the Sub-C.

**3** Sail northwest from the village until you can find a place to submerge the Sub-C. When you resurface, move right five space, down two, and dive again.

**4** Dock on the island below you and take the stairs to find a Big Heart. Return to the Sub-C, sail east through the narrow passage and locate the island with the hut on it. Sail south to the crescent shaped island and push right through the center of the island.

**5** Sail south to the small islands in the narrow formation. Enter the second submerge spot from the left. Sail down and left, then take the bottom set of submerge lines.

**6** Travel to the left and dive again. Sail up to the left side of the big island, then push right through the island.

**7** On the other side of the island, sail eight spaces right, five spaces up,

then submerge.

**8** When you are underwater, travel to the upper left cave and enter Turbosa Cavern.

**9** After finishing the caverns, follow the path to the right, take the first path up, the first path right, and follow the path to the entrance of Big Rock Cave.



## Turbosa Cavern

**1** Go up three rooms, left two rooms, up two rooms and defeat the Giant Turbosa. **2** Grab the Anklet then exit to the left. Go up 2 rooms and push through the left wall. **3** Go up one room, left one room, all the way to the left, up three rooms, then defeat Broken Joe. **4** Continue up one screen and exit.

## How to defeat Giant Turbosa

Jump back and forth on the three center

bottom tiles to avoid the shots. Hit the boss when it comes down to you. You will be able to keep from being hit as long as you keep jumping.

## How to defeat Broken Joe

Use the Baseball that you find in the cave to defeat the statue. Throw the ball when the mouth is open. Stand at the bottom of the screen and jump over the snakes as they approach you.

## Big Rock Cave

**1** Go right through the wall, up seven rooms, then left one room. **2** Jump up to the next room, move to the left, jump down one room, move to the left and push through the wall to the left side of the room. **3** Go left one room, up eight rooms, left one room through the wall. **4** Go down two rooms, left one room, up two rooms and defeat the Twin Statues.

## How to defeat the Twin Statues

Activate the Asterisk weapon and stand on the center block closest to the top of the screen. Shoot the blades up and split them when they are between the two statues. This will damage both of the statues at the same time. Jump up to avoid being hit by their shots.



## CHAPTER 7 - ALIEN SPACESHIP



**1** Defeat the Jump-Pack Jumper and find the first Cube.

**2** Defeat the Asteroid.

**3** Find the second Cube in the Space Maze.

### Finding the Jump-Pack Jumper

**1** Go up and enter the space ship. Once inside, go up three screens and collect the Vitamin X. **2** Go right one screen, down one screen and jump on the left teleporter. **3** When you reappear, take the top teleporter. **4** Jump to the left and collect the Medicine, then go right one screen. **5** Punch through the top



wall and grab Vitamin X, then take the teleporter on the previous screen. **6** Take the right teleporter, then go down two screens. **7** Go left one screen, continue all the way left, collect the Gun, then take the left teleporter.

**8** Take the right teleporter, go left and defeat the Jet-Pack Jumper. **9** Exit through the upper wall, take the right staircase and grab the first Cube.

### How to defeat the Jump-Pack Jumpers

Use the Gun, Super Nova or Spiked Boots and attack them from the sides. There isn't any set pattern to defeating them, so keep moving!



### Find the Asteroid

**1** Go up one screen, right two screens and punch through the top wall. **2** Collect the Medicine, go back down one screen and continue to the right two screens. **3** Defeat the enemies, exit through the upper wall and take the teleporter. **4** Defeat the enemies and exit through the right wall. **5** Go right three screens, defeat the enemies and exit through the right wall. **6** Go up one screen, right four screens and defeat

the Asteroid. **7** Continue through the upper wall to enter the Space Maze.



### How to defeat the Asteroid:

Use the Super-Nova to push the Asteroid to the right side of the room. In the middle of the bridge there is a block. Hit the block to make the switch appear, then jump on the switch to collapse the bridge. Push the Asteroid off the bridge with the Super-Nova.

### Space Maze

**1** Go right, down, right, up, right, up, take the second right—go up and then left to the stairs. **2** Follow the passage to the next set of stairs. **3** Go one step down, all the way to the right, up, right, up, right, down, then left to the stairs. **4** Follow the passage to the next set of stairs. **5** Go left to the stairs. **6** Follow the passage to the next set of stairs. **7** Go down and get the second Cube.



## CHAPTER 8 - FINAL BATTLE



**1** Go up two screens and Battle Zoda, then exit through the left wall.

**2** Go all the way to the left then down one screen.

**3** Continue left two screens and defeat the Computer Core.

**4** Exit through the left wall, go up four screens and battle the second Zoda.

**5** Collect the third Cube to finish the game!

### How to defeat Zoda

Collect the gun in the upper right corner of the room, then attack the head whenever it appears. Run to the opposite corner of the room whenever the

head appears. Avoid the hand at all costs!



### How to defeat the Computer Core

Stand on the trap doors in the top center when they are closed and shoot at the core with any weapon. Jump off the trap doors when you see the one at the lower corner open. Repeat this process as fast as you can to keep the Core from healing itself.

### How to defeat the second Zoda

Try to keep your distance and shoot Zoda with your Super-Nova or Gun. Keep moving to avoid his shots. If you can trap him in a corner, you'll be able to defeat him quickly.



# POWER PLAYER'S CHALLENGE

The challenge is on, and the response is great! Some of the best players around are sending in their scores and achievements. Do you think you can do better? Then send us your scores and show off your skills!

## CHALLENGE

### SUPER EMPIRE STRIKES BACK

What's the Highest Score you can get while defeating the Empire?



Use your Force Powers wisely!

### TETRIS 2

Send us your all-time best Score.



The higher levels of this game are tough!

### SOLDIERS OF FORTUNE

How much money can you collect during the game?



The less often you kill it, the more money you'll have.

### SUPER MARIO KART

What is your best time on the Rainbow Road?



Bowser! You can fall right off of this track!

### TOP RANK TENNIS

How soundly can you beat Master Joe, the top-ranked player?



Coach the ball into the corners to keep Joe on the run.

### NHL STANLEY CUP

What is your widest margin of victory in a one-player game?



Hit the powerplay again and you'll see how big a score you can get on the score.

## SUPER POWER CLUB CHALLENGE

Take the challenge!

The top 25 players that best meet the monthly challenge will be awarded 4 Super Power Stamps for use towards the purchase of Super Power Supplies. Send all eligible entries to the address at right. The entries must include the following: Name, address and Membership Number of the player and a photograph of the completed challenge (which includes the system as the photo).

All entries must be received by March 31, 1994. Winners will be printed in a future issue of Nintendo Power and will be notified by mail. All scores printed are decided by Nintendo Power Staff. All decisions are final.

### METAL COMBAT: FALCON'S REVENGE

What is your best time on the High Level of the Time Trial Mode?



Take out all three ST's as fast as you can!

# POWER PLAYERS

## SUPER STAR WARS

### Finished the game.

Josh Little	Finished
Bellevue, WA	
Kevin Heimberger	Finished
Hacienda Heights, CA	
Brooke Larfin	Finished
Addison, IL	
Andrew Gates	Finished
Indianatic, FL	
Joey Rospoli	Finished
Honolulu, HI	

## GOLF

### Lowest Scores.

Alan Tolman	-8
Denver, CO	
Lance Keller	-6
Long Beach, CA	

## SUPER BLACK BASS

### Biggest bass caught.

Aaron Freeze	25lbs 7oz
Virginia Beach, VA	
David Murawski	24lbs 14oz
Lake Zurich, IL	
John Oston	24lbs 11oz
Speedway, IN	
Pamela Hodge	24lbs 9oz
Tampa, FL	
Jason Hasty	24lbs 9oz
Hanaa City, IL	
Vernon Oe La Verynie	24lbs 4oz
Sumner, WA	

## SHADOWRUN

### Lowest body score at the game's end.

K.C. Scott	12
Spokane, WA	
Elwin Ranson	13
Starwood, WA	
Rich Smith	13
New York, NY	
Jeff Cross	14
Tempe, AZ	
Greg Clark	14
Edmonton, AB	
Phil Olsen	14
Jersey City, NJ	

## BART'S NIGHTMARE

### Best report cards.

James Sakai	A+
Richmond, CA	
Tracy Michrau	A+
Hooquiam, WA	
Tim Frank	A+
Sterling, IL	
Justin Walsh	A-
Eustis, FL	
Mike Harris	A-
San Francisco, CA	
Oedi Hubbard	B+
Laguna Niguel, CA	
Andrew Johnson	B+
Kansas City, MO	
Jacques Crocker	B+
Orchard Park, NY	
Eric Bengfort	B
Gainesville, TX	

## DESERT STRIKE

### Highest Scores on Mission 1.

James Schneider	895,200
Jackson, MI	
Jared Estrand	893,200
Kingston, NY	
Neil Thompson	890,780
Queens, NY	
Richard Knaeger	889,200
Sheboygan, WI	

## NES OPEN TOURNAMENT GOLF

### Best Scores on the U.S. Course.

Rich Pelshaw	-19
Omaha, NE	
Michael Zumwalt	-19
Omaha, NE	
Andrew Fankle	-17
Houston, TX	
Justin Reid	-11
Louisville, KY	

## TETRIS

### Highest Scores.

Mark Firtenburg	540,147
Littleton, MA	
Steve Raymond	170,872
Arcata, CA	
Davis Kohl	134,324
Northhome, MN	
Greg Aloe	128,271
Madison, CT	
Phil Black	126,334
Dallas, TX	

## I CAN BEAT THAT SCORE!

Send us your name and address with a photo of your accomplishment! To take a photo of an NES or Super NES game, use a 35mm camera without a flash. Turn off the lights in the room, hold the camera steady and shoot your best shot! To take a Game Boy photo, place your Game Boy on a flat surface, then take your photo using natural light. Make sure the system is included in your photo. Nintendo is not responsible for lost or late mail. All scores printed are decided by the Nintendo Power staff. All decisions are final.



Send to →

NINTENDO POWER PLAYER'S CHALLENGE  
 P.O. Box 97033  
 Redmond, WA 98073-9733

# WARIO LAND

## SUPER MARIO LAND 3

TM

### A HOME OF HIS OWN

Wario was foiled in his attempt to take over Mario's castle in Super Mario Land 2. Now he starts in a battery-backed, forty-level adventure of his very own—will Nintendo ever let him be the keeper of his own castle?



WAR

MOUNT TEAPOT

SHERBET LAND

RICE BEACH

# WARIO'S HATS

WARIO LAND  
SUPER MARIO LAND 3

After being soundly beaten when he tried to take over Mario's castle, Wario figures that there must be an easier way to get a castle. Plan B involves stealing treasure from the Brown Sugar Pirates. He's sure that they are hoarding enough plunder to finance the building of a castle so grand that Mario will be green with envy, so he sets out for Kitchen Island and buried treasure. As he explores the island and tangles with pirates, he dons a variety of hats that give him special abilities.

## WARIO LAND

SYRUP CASTLE

PARSLEY WOODS

SS TEACUP

STOVE CANYON

## DRAGON WARIO

The Dragon Hat is one hot item Wario can't dash while wearing it, but he won't need to—he can burn his way through bricks and enemies with fiery breath.



Wario gets all hot up when he wears the Dragon Hat. He can burn his way through walls and enemies.

## GARLIC POT



The Garlic Pot is a Power-Up. Its effect on Wario depends on what form he's in when he finds it. Small Wario becomes big, big Wario becomes Bull Wario.



Pick up a Garlic Pot. If Wario's small, he'll get the Red Hat. If he's big, he becomes Bull Wario.

## BULL WARIO

Bull Wario can break bricks with a single dash, up-end enemies by stomping the ground, and stick into the ceiling with the helmet's horns.



With the Bull hat, Wario can break through bricks and stick to the ceiling.

## HARD HAT



Wario's regular dome-topper is a Hard Hat that gives him the ability to bounce enemies off the screen and break through brick walls using a powerful Body Slam.



When he's wearing the Red Hat, Wario can break through bricks by dashing on them twice.

## JET WARIO

The Jet Hat lets Wario fly for short distances. If he flies into enemies or walls, it has the same crushing effect as the Body Slam does.



Jet-propelled Wario is speedy. He can jump higher and run faster than the other forms of Wario.



1992 Nintendo



# RICE BEACH

## KITCHEN TREASURES

The first place Wario explores when he reaches Kitchen Island is Rice Beach, where he lands. Barrels left behind by the pirates litter the seashore. The first enemies he meets seem tame, but the Rice Beach boss is big and mean.

Wario mainly wants to collect coins to build that castle, but there are other goodies to find, too...

## LEVEL 1

The first stage is a breeze. Wario bops along, breaking blocks and bounding over barrels. Later, after the tide comes in, return to this area and explore one of the caves after it fills with water.



### COINS

It takes lots of dough to build a castle. Defeat enemies and break blocks to find coins.



### HEARTS

Defeating an enemy earns one Heart Point, but each Heart is worth ten. Earn 100 points for a 1-Up.



### KEYS

Use the Keys in the levels where you find them to open the locked Shell Doors that block the way.



### STARS

Stars make Wario invincible for a brief period. He can run really fast during that time, too.

START



TO C

TO B

## LEVEL 2

Some levels, including this one, have midpoints that you can restart from if you can't complete the entire level in one try. Watch out for hiding ledges!

START



TO B

### 1 DISAPPEARING ACTS



Watch your step! The ledges in this area fade in and out. You'll fall to the ground when they disappear.



### 2 DROPPERS DROP BY

Droppers hug the undersides of ledges. If you have the Bull Hat, jump and press down as you land to stomp, which will make them fall while you're still a safe distance away.





### 3-UP

Come back to this room after five Beach floods. You'll be able to swim to the right to collect lots of coins and three 3-Ups.



### 1 COIN TOSS

When you come to the end of Level 1, you'll see a statue and a Penkoon. When the Penkoon tosses a coin at the statue, a door will open below it. You can do the same by pressing Up and B. Toss coins at all statues. Some will open doors; others will save your game at a midpoint.



TO A



END



TO A



TO A



TO D



TO C



**MIDPOINT**

Throw a coin at the midpoint clock. It will flash and save your game.



END



## LEVEL 3

Shifting sands make the going tough in Level 3.

As you can tell from the double circle on the overworld map, there are two exits for this level. You won't be able to find the second one until the area floods, though. Let yourself be pulled down the sand chutes to reach the underground rooms, where you'll find pirates' treasure.

### 1 SAND SWIMMING

Press the A Button rapidly to stay up near the top, away from the piranha plants.



### START



### A



### START



### A



### 1 CATCH A RIDE

When you reach the opening, jump up to the ledge and wait for the Pouncer. Hop on and ride it over the lava pools to the right, watching for spikes and bats.



As you ride over the lava pools, duck to avoid the spikes on the undersides of the blocks. Pick up a Heart and a Garlic Pin by tapping the face blocks overhead and quickly jumping up to grab the items, then hop back onto the Pouncer.

## LEVEL 4

In the first part of Level 4, you'll be racing against a giant Pouncer as you break your way through walls of blocks. It helps if you have the Bull Hat, so you won't have to strike the blocks twice. Midway through you'll reach an opening. Jump up to the ledge above and wait for the Pouncer to catch up so you can ride it to the right. More walls of blocks and some falling Pouncers await you as you near the end of the section.





TO B



EXIT 1

 TO  
 C

 TO  
 A

## 2 ALTERNATE EXIT

The landscape changes dramatically in some of the levels after Rice Beach floods. Return to Level 3 and swim past the original exit to find a second way out.


 EXIT  
 2

 TO  
 A

 TO  
 B


EXIT

## 3 COLLECT TEN COINS

If you hit an enemy once to stun it, then pick it up and set it where a Pouncer can smash it, you'll earn a ten-coin piece. Try this with a Pirate Goom.



Stun a Pirate Goom and put it under a Pouncer. It's a quick way to earn coins.

## 2 DEMON BATS

The bat-like creatures in this area are nasty. They have sharp, spiked tails that they jab at you with. Either hit them from underneath or jump early enough to clear the tail and bop them on their heads. Take them out before trying to collect coins.



## LEVEL 5

Level 5 is the last of the Rice Beach stages. You'll finish the level by confronting the first boss in the game, a big spiked Pirate Koopa. He's not only vicious, he's fast on his feet.

### START



TO A

TO B



### 1 MEET BOB

BO stands for Dangerous Ooze, and this one has a foul attitude to boot. He's a pirate guard and he throws a laser-weapon. Stand on the barrel until he picks the beaming, then pounce on him.



B



TO C

### 2 BOBBLE SPARKY

A couple of Sparkys are hanging out in this room. Jump the first one that approaches and crawl under the block in the center of the room on your way to the exit on the right.



TO BOSS

### 3 SWITCH ROOM

Break the blocks to uncover a door that leads to a switch. Hit the switch to make the solid blocks around the face blocks disappear.



### SPIKED PIRATE

The Spiked Pirate is big and fast. When it changes into a small turtle shell, it darts quickly back and forth, then up and down. Jump over it as it goes from side to side, then bop it from below when it floats up. You can also hit it on the head or bash it when it's in its pirate form.





# MT. TEAPOT



Mount Teapot is aptly named. It has six areas to explore, and the region's boss sits atop the teapot, on its lid. The enemies that live in and about the mountain are more ornery than those you met up with at Rice Beach, so clearing these levels is more challenging. A secret exit leads from here to Sherbet Land.



## LEVEL 8

Instead of fighting the current to reach the blocks and door under the platforms, jump off to the right and let the current pull you back to the left to reach them. Watch out for those pesky Pinwheels.

START



TO A

TO B

### CRAZY CURRENTS

The currents pull you every which way, but if you have a Jet Hat, you can swim against them.



EXIT 1

MT. TEAPOT  
LEVEL 8

EXIT 2

The lower exit, which is the easier of the two to reach, leads to Mount Desert's Level 9.



You need the Jet Hat to reach the exit on the upper level. It will take you to Sherbet Land.



TO C



B



TO D



TO E

EXIT 3



EXIT 1

### 2 EXIT #2

Stand on the platform to the left of the coin arrow. Jump diagonally up off the screen, then use the Jet Hat. Keep holding diagonally to land near the upper exit.



# W WHERBET LAND

You can continue to progress in the game without going to the island, but it's a side trip that's well worth the detour. It's a freezing cold place, so you'll have to negotiate slippery surfaces as you explore. There are Treasure Chests to be found here, and, if you beat the area's boss, you'll get multiple I-Ups. Of course, said boss is a prickly penguin that's very difficult to fight, so you'll have to earn those I-Ups.




## LEVEL 15

Like all of the levels on Sherbet Island, Level 15 is an icy one. You'll have to take care not to slide off the edges of ledges and platforms. Keep in mind that you'll slide when you land from a diagonal jump, but you won't if you jump straight up. There are two exits to discover as you explore vertical and horizontal areas.

### START



TO A



TO B

### 1 GLOOMY GOOMS

Don't descend the ladder without looking where you're going. There are Pirate Gooms hiding in the walls, and they'll stab you with their spears if you get in their ways. Wait until they turn their backs before you continue.



### 2 FAST-FROZEN FOES

You'll see enemies frozen into walls and platforms all over the island. Don't waste your time trying to defrost them. They're frozen fast—not even the Dragon Hat will thaw them.



CHILL OUT

You'll have to watch your step here. With ice underneath, it's easy to slide into enemies or off edges. If you have the Jet Hat, you can fly over the ice instead of slipping and sliding along.



TO C



TO G



C

### 3 COIN COLLECTION

It's hard to collect all of the coins in this area without wearing the Jet Hat. Work your way over to the right.

No one can collect these coins with the Jet Hat, but if you have the Bull Hat, you can leap from the ceiling when things get hairy.

EXIT 2

TO D

MYSTERY SWITCH

Stay well above the spikes on your way to the room at the right. After you trip the mystery switch inside the door, you can walk back to the door on the use of blocks that suddenly appears.



TO E



TO H

EXIT 1

EXIT 1

SHERBET ISLAND  
LEVEL 15

EXIT 2

If you take the first exit you come to, you'll be able to continue to Level 16, another icy stage where you'll find a Treasure Chest and two more exits—one of which is very difficult to locate.



After you trip the switch, go past the first exit and continue to the left, where you'll find some new steps leading up to a door. Go through the door and trip another switch to find the second exit.





## STOVE CANYON


The action heats up in Stove Canyon, where lava boils and fireballs abound and mining cars are the mode of transportation. There are also lots of those Demon Bats with their razor-sharp tails that swoop down to impale unwary treasure seekers, and the region's boss is a big hot-head who breathes fire.



### LEVEL 23

Timing is tight as you dodge Demon Bats and leap from mine car to mine car in this level. You'll encounter Spring-Ups, springs that send you sailing high into the air, for the first time here.

START



## SS TEACUP

The SS Teacup is anchored just off the southeast coast of the island. As you'd expect, there are lots of Pirates on board. What you might not be prepared for are the alligators with their lightning-quick, snapping jaws and the dive-bombing birds. Prepare to explore both underwater and on the beach.



### LEVEL 28

You'll come up against some new enemies on board the SS Teacup. There's a Dragon Hat in the face block on the right, beside the entrance to the level. Be sure to put it on for maximum protection. You'll also need it to break the underwater blocks.

START





EXIT 1


STOVE CANYON  
LEVEL 23

EXIT 2

If you leap from the last mine car while it's still high in the air, you'll land near Exit 1.



Jump from the mine car at the very last moment to reach a Spring Up. Spring up to Exit 2.



TO A




EXIT 2

EXIT 1

## 1 COP SOME COINS

Use your Dragon breath to break the blocks between the pipes, then enter a hidden room through the door you uncover. Hit the switch block to make a ladder appear. Climb to the coins.



TO C

TO A



TO B



C



EXIT





# PARSLEY WOODS

Parsley Woods is a huge area, with lots of trees and other obstacles. The pirates' mining operation is located here, so there are many underground stages to explore and mining cars to ride. Dangerous Ducks guard many of the cars on the train that runs through the area, so keep an eye out for the deadly boomerangs they throw.



## LEVEL 33

All aboard! The train's pulling out of the station in Level 33, and you're a passenger. The stage scrolls right along and you have to keep up with it, so keep moving. Don't let any of the DDs knock you off the moving cars—you'll be a goner if they do.

### 1 CLEAR TRACKS

You were able to walk on the mining car tracks you've seen in other areas, but don't try to step onto the train tracks. Keep up with the train and keep your feet firmly on the car.



START



### MIDPOINT

You'll get a surprise just every through the train hop. Be sure to save your gears at the midpoint—the second half is even harder than the first one.



### 2 COLLECTING COINS

Timing these jumps is tricky. The cart runs under the blocks, but you have to jump over them to pick up coins. It's easy to miss the second block as the screen scrolls, so jump diagonally to skip every other one.



**MORE COIN COLLECTING**

You don't have to press Down to crash under the blocks and pick up coins, so hold the Control Pad Up so you'll be ready to jump up if the next opening.



**THE MAIN DRAIN**

Finishing Level 33 opens a big drain and empties the lake. Return to areas that were under water to discover new secrets.



**OTHER PARSLEY PERILS**

Parsley Woods is the game's largest area. There are several new enemies here, including spearfish and trees that drop spiked bombs. Be sure to seek buried treasure in the underground areas that abound in the woods.



**A TRICKIER TRAIN TO COME**

Don't think you've seen the last of the train when the caboose fades in the distance. There's a train level ahead that's even more difficult than this one, so hone your train-riding skills here.




# W SYRUP CASTLE

The skull-like structure might represent a pirate's jolly roger, but good times aren't waiting inside. It's a dark and foreboding sight, enough to instill fear in the hearts of lesser adventurers. They saved the worst for last: the worst enemies, obstacles and puzzles. Syrup Castle is the pirates' stronghold, and it's well guarded against greedy intruders like you.



## THE GANG'S ALL HERE

All of the enemies that you encountered earlier in the game show up in Syrup Castle. Use the techniques that you found to be effective previously.



## ROLLING SPIKES


The trees drop spiked balls. Edge over until you feel the ground shake from the falling balls, then jump diagonally up and over to clear them.



## THE SWITCHEROO

When you first enter Syrup Castle, go all the way to the right and hit the switch block. Next, go back to the left, hitting all of the face blocks on the way. Go

back and trip the switch again, then go back to the left, picking up items as you go. Hit the switch one more time to reach the ladder.



## QUICK CLIMB

Shooting statues line the ladders that you must climb. Wait for the first one to fire, then climb as fast as you can.



## THE GENIE

Pick up the lamp to make it belch a cloud, then jump on, float up, and pounce on the Genie's head when you're high enough.



# WARIO'S TREASURES

WARIO LAND  
SUPER MARIO LAND 3

When Wario conquers the Genie by hitting him on the head several times, the magic man will grant a wish in return for Wario's accumulated treasures. Wario, of course, is wishing for a grand castle to make Mario jealous, but what he actually gets will depend on how much treasure he has gathered.

## TRADING IN TREASURES

To bulk up your bank account, trade each of the treasures you've found

for coins. The Genie will pay well for each, but their values vary.



## CHESTS

Look on the overworld map for flashing dots. They mark the levels that have Treasure Chests.



## TREASURES

Every time you exhaust your supply of lives, one treasure is taken from your collection.



## CASTLE OR CAVE?

Just how nice will your house be? That depends on how much money you have. The best reward is a great castle—the worst is a humble badhouse, which certainly isn't grand enough to impress Mario!



PART 2

# ZODA'S REVENGE™

## STAR TROPICS II



### THE ADVENTURE CONTINUES



Last issue, we discussed the first four chapters of Mike Jones' journey through time. With stops in a prehistoric land of cave dwellers, Ancient Egypt and 19th Century London, Mike managed to collect three of the

seven mystic Tetrads and defeat the first of three alien clones, the mighty Zoda-X. Now, we turn to another page of the Oxford Wonder World and slip to a different time and space.



## CHAPTER 5: SAN FRANCISCO

## A BLAST IN THE PAST

The Tetrads of this era is lost in a haunted mine that has long been closed by an avalanche. Talk to the 49er miners and find out where you should place the dynamite in order to open up the mine. You could also uncover a passage that leads to a Big Heart.



## A CACTUS CLUE

The piano player at the local sarsaparilla establishment will play a tune for you that will clue you in on the steps that take you close to the mine's entrance. Look for an unusual Cactus and follow the singer's lead.



The piano player's Cactus Dance is a clue that will help you uncover the location of the lost mine.



## GOLD MINE



## ① MINE CAR MADNESS

A mine car villain fires multiple shots and controls a pair of Golden Children. Jump over the shots and target the car.



## ② GET THE POINT

Sharp-ended logs shoot out of the walls in a narrow section of the mine. Watch them carefully and make your big move when they retreat.



## BIG STAR

There are a pair of Big Stars in the passages of the haunted mine. Collect these Items and use them in your battles with the most challenging creatures of the stage for temporary invincibility.



BIG STAR  
AND MEDICINE

MASHING  
MINER




MEDICINE

MEDICINE  
BIG STAR

MEDICINE

## MASHING MINER

Everything stops for a moment when the Mashing Miner slams his hammer to the ground. After the slam, several rocks roll down and cause trouble for our time-traveling hero. Clear away the rocks, then toss blades at the ghost before he hammers again.



ENTRANCE

## CHAPTER 6: RENAISSANCE ITALY

### PLASTERED MASTER

Renaissance man Leonardo da Vinci has been encased in a plaster-like substance by the evil Zoda-Y. Mike's mission is to make it through Leonardo's workshop so that he can retrieve a hammer and chisel and free the master artist.



### TAKE TO THE AIR

With his plaster covering removed, Leonardo is able to help Mike in his search for the remaining Tetrads. The artist provides the adventurer with a flying machine and a Katana and sends him on his way to a castle in the east.



### EAST CASTLE

The castle is loaded with trap doors and dead end passages. Matching letters on the map indicate connecting areas. Follow the letters in alphabetical order for the fastest possible route to the Tetrod. When you fall into a hole, fight your way out, then keep moving.



TETROD





## CHAPTER 7: TRANSYLVANIA

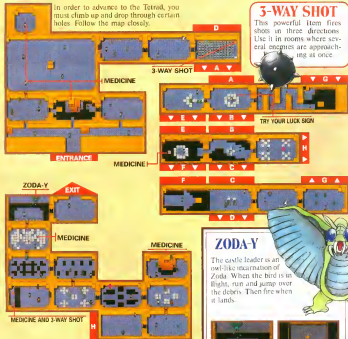
### ON THE TRAIL OF ZODA-Y

From a palace in Eastern Italy to a haunted castle in Transylvania, Mike time slips in pursuit of Zoda-Y and the Tetrad that the monster has stolen. There are many ghostly creatures in the castle. Take them on one at a time.



## TRANSYLVANIAN CASTLE

In order to advance to the Tetrad, you must climb up and drop through certain holes. Follow the map closely.





## CHAPTER 8: CAMELOT



### ROUNDTABLE DISCUSSION

The last of the mystic Tetrads is in a cave in King Arthur's England. When Mike meets the king, he'll learn about the ferocious inhabit-

ant of the cave to the north. None of the knights of the round table are available to take on this creature. Sir Mike must go alone.



DRAGON



MEDICINE



MEDICINE



MEDICINE

3-WAY SHOT

### DRAGON

The monster of the cave flies and fires flames. Jump and throw to hit its head while it's in the air. Then, when it lands, jump away from the flames and fire when you have a clear shot.



### THE DRAGON'S CAVE



#### 1 EXPLOSIVE ENEMIES

The rock creatures in the cave explode in eight directions after they've been hit with a few shots. Steer clear of these enemies when they glow.

#### 2 KNOCK OFF THE KNIGHT

The fast conveyors in this room will move you around in a clockwise direction. Jump up repeatedly to stop moving, then toss blades at the Knight Rider.



MEDICINE AND 3-WAY SHOT

ENTRANCE

## CHAPTER 9: C-ISLAND

### RETURN TO C-ISLAND

With all of the Tetrads in hand, Mike magically returns to the sight of his original adventure: C-Island. All of the citizens have been transformed into wild boars. Now, Mike must enter the cave of C-Island and defeat one more group of powerful enemies to set things right and vanquish the enemies for good.



### C-ISLAND CAVE



Collect as many jars of Medicine as you can on the conveyors of the cave. Then move on to a rematch with the leaders of the passages in the past.

#### ① C-SERPENT

Mike met this cave leader in his original adventure. Hit it when its mouth is open, then jump out of the way.

# THE NINTENDO POWER AWARDS 1993



**W**elcome to the sixth annual Nintendo Power Awards in which some of the toughest video game critics in the business cast their votes for the best games of 1993. Who are these judges? They come from across the nation, from the largest cities to the smallest towns. They play video games because they love the action, the strategies and the challenge. Some are masters, others just love to play. They, in fact, are you, and a million players like you who read Nintendo Power. The Nintendo Power Awards are your chance to vote on your favorite games in nine categories. By voting, you'll also be entered in our Nintendo Power Awards contest where you can win some

excellent prizes.

All games for the Super NES, NES and Game Boy that were released between January 1993 and December 1993 were eligible for the Power Awards, but since that includes more than 300 titles, we had to narrow the field a bit. More than a dozen pros voted on their top five picks for each of the categories and those winners became this year's nominees. Although most of the development these days goes for the Super NES, you'll still find excellent quality games being released for the NES. Competition for top honors in the Game Boy category remains as heated as ever.

So what will your vote achieve? Most importantly, you can help

steer the industry towards the type of quality games you most like to play. The Nintendo Power Awards, like our monthly Top 20 poll, helps developers and retailers determine what's hot and what's not. They listen to you. Another good reason to vote is to recognize all the effort that developers put into their work. A vote of confidence may inspire them to further heights of ultimate game creation. Letting other game players know what games are worth playing is yet another good reason to vote. And, finally, you can't win the grand prize unless you enter. So let's get to it. Make your choices and send in your ballots.

# THE NOMINEES ARE...

## FOR GRAPHICS & SOUND

The nominees for Best Graphics and Sound include games utilizing new technologies or programming techniques and exceptional sound and animation.

SUPERNES

- 1 Star Fox
- 2 The Magical Quest Starring Mickey Mouse
- 3 Clay Fighters
- 4 Super Empire Strikes Back
- 5 Aladdin
- 6 Jurassic Park
- 7 Mortal Kombat
- 8 Secret of Mana

GAMEBOY

- 1 The Legend of Zelda: Link's Awakening
- 2 Mega Man IX
- 3 Kid Dracula
- 4 Mega Man III
- 5 Jurassic Park

NOMINEES

- 1 Kirby's Adventure
- 2 Battletoads & Double Dragon
- 3 Mega Man X

## FOR THEME & FUN

The nominees for Best Theme and Fun all reflect games with exceptional depth of play and overall quality, but they range from action to fighting to adventure.

SUPERNES

- 1 The Last Vikings
- 2 Star Fox
- 3 Super Mario All-Stars
- 4 Street Fighter II Turbo
- 5 Secret of Mana
- 6 Super Bomberman
- 7 Super Empire Strikes Back

GAMEBOY

- 1 Jurassic Park
- 2 The Legend of Zelda: Link's Awakening
- 3 Kirby's Pinball Land
- 4 Kid Dracula

NOMINEES

- 1 Mega Man X
- 2 Kirby's Adventure
- 3 Yoshi's Cookie
- 4 Battletoads & Double Dragon

## FOR CHALLENGE

The nominations in this category excel at confounding human opponents, but they are so fun and involving that you want to go back for more, and more...

SUPERNES

- 1 Super Empire Strikes Back
- 2 Super Mario All-Stars
- 3 Star Fox
- 4 Shadowrun
- 5 Secret of Mana
- 6 Alion\*

GAMEBOY

- 1 Ultima: Races of Virtus II
- 2 The Legend of Zelda: Link's Awakening
- 3 Mega Man IX
- 4 Tetris Z
- 5 Kirby's Pinball Land

NOMINEES

- 1 Fire 'N' Ice
- 2 Kirby's Adventure
- 3 Tetris Z
- 4 Mega Man X

## FOR PLAY CONTROL

This is one of the most difficult categories to judge. Games should be intuitive, responsive and have a variety of moves. Complexity is okay if it adds to the game.

SUPERNES

- 1 Star Fox
- 2 Street Fighter II Turbo
- 3 Aladdin
- 4 Super Mario All-Stars
- 5 Cool Spot

GAMEBOY

- 1 Mega Man III
- 2 Mega Man IX
- 3 The Legend of Zelda: Link's Awakening
- 4 Kirby's Pinball Land
- 5 Felix The Cat

NOMINEES

- 1 Mega Man X
- 2 Ducktales Z
- 3 Kirby's Adventure
- 4 Battletoads & Double Dragon

# PLAYER'S POLL

Please use the card below to specify your choices for the 1993 Nester Awards. Find the letter that corresponds to a specific category, then circle the number that corresponds to your choice in that category. Please choose only one number for each category for questions A through S.

### Graphics & Sound

- A Super NES
- B Game Boy
- C NES

### Theme & Fun

- D Super NES
- E Game Boy
- F NES

### Challenge

- G Super NES
- H Game Boy
- I NES

### Play Control

- J Super NES
- K Game Boy
- L NES

### M. Best Hero

- N. Best Villain
- O. Most Innovative
- P. Best Sports Game

### Best Overall

- Q Super NES
- R Game Boy
- S NES

T. Please indicate, in order of preference, your five favorite Super NES games.

U. Please indicate, in order of preference, your five favorite Game Boy games.

V. Please indicate, in order of preference, your five favorite NES games.

W. Trivia Test: If Nester can count 335 votes an hour, how many votes can he count in 480 minutes?

## Answers to the Player's Poll - Volume 58

Name: Richard Oren Tel: (001) 219 244  
 Address: 1104 Brook Rd  
 City: Westport State/Prov: CT Zip/Postal: 06880-2907  
 Membership Number: 03336032-2 Age: 13

Please answer by circling the numbers that correspond to the survey questions above.

- |                           |                       |                                |                         |
|---------------------------|-----------------------|--------------------------------|-------------------------|
| A. 1 2 3 <b>4</b> 5 6 7 8 | F. <b>1</b> 2 3 4     | K. <b>1</b> 2 3 4 5            | P. 1 2 3 <b>4</b> 5 6   |
| B. 1 2 3 <b>4</b> 5       | G. 1 2 <b>3</b> 4 5 6 | L. <b>1</b> 2 3 4              | Q. 1 2 3 4 <b>5</b> 6 7 |
| C. 1 2 <b>3</b>           | H. <b>1</b> 2 3 4 5   | M. 1 <b>2</b> 3 4 5 6 7 8 9 10 | R. 1 2 <b>3</b> 4 5 6 7 |
| D. 1 2 3 4 <b>5</b> 6 7   | I. 1 2 3 <b>4</b>     | N. 1 <b>2</b> 3 4 5 6 7 8 9    | S. 1 2 3 4 <b>5</b> 6 7 |
| E. 1 2 <b>3</b> 4         | J. <b>1</b> 2 3 4 5   | O. <b>1</b> 2 3 4 5 6          |                         |

T. Indicate numbers from 1-112 (from the list on the back of the card) 1 25 2 63 3 112 4 265 50  
 U. Indicate numbers 113-171 (from the list on the back of the card) 1 128 2 127 3 166 4 145 5 153  
 V. Indicate numbers 172-221 (from the list on the back of the card) 1 211 2 180 3 190 4 187 5 177  
 W. Trivia Answer: 2680

(X) (X)

# Plus... GET POWER TO BURN WITH BACK ISSUES AND TIP BOOKS!

Did you know that you can get back issues of *Nintendo Power*? Or special Tip Books designed to make you a Power Animal? Well, you can! Just fill out the other side of this card.

So what are you waiting for? Fill it out. Detach it. Mail it. Here's the address:  
**Nintendo Power Magazine,**  
 P.O. Box 97032  
 Redmond, WA 98073-9732



# THE NOMINEES ARE...

## FOR BEST HERO

Great heroes are great no matter what system you find them on. This year's heroic nominees range from the totally tough to the whimsically weird.

### ALL SYSTEMS

- |                |         |                     |
|----------------|---------|---------------------|
| 1 Batman       | 2 Link  | 3 Aero The Acro-Bat |
| 4 Mega Man     | 5 Kirby | 6 The Last Vikings  |
| 7 Babsy        | 8 Mario | 9 Luke Skywalker    |
| 10 Fox McCloud |         |                     |

## FOR BEST VILLAIN

Just as with heroes, sinister doings transcend what video game system a villain appears on. These nominees are simply the most fun to hate.

### ANY SYSTEM

- |               |                      |
|---------------|----------------------|
| 1 Andross     | 2 The Dark Queen     |
| 3 Dr. Wily    | 4 The Penguin        |
| 5 Darth Vader | 6 Marvin The Martian |
| 7 M. Bison    | 8 Goro               |
|               | 9 Jeffer             |

## FOR MOST INNOVATIVE GAME

Innovation is what keeps video games fresh and exciting. These nominees offer game players new experiences and present new challenges.

### SUPER NES

- |                            |             |
|----------------------------|-------------|
| 1 Zombies Ate My Neighbors |             |
| 2 The Last Vikings         | 3 Shadowrun |
| 4 Super Bomberman          | 5 E.V.O.    |
| 6 SimAnt                   |             |

## FOR BEST SPORTS GAME

When it comes to sports, the best play here. These nominees make use of the Super NES's superior technology to provide the most realistic and fun sports simulations.

### SUPER NES

- |   |                       |
|---|-----------------------|
| 1 Nigel Mansell World Championship Racing |                       |
| 2 Tecmo Super NBA Basketball              |                       |
| 3 Madden NFL '94                          | 4 NHL Stanley Cup     |
| 5 WWF Royal Rumble                        | 6 Legends of the Ring |

## OFFICIAL CONTEST RULES

To enter, either fill out the Player's Poll response card and vote for the Nintendo Power Awards or print your name, address, telephone number, and Vol. 58 on a plain 3 1/2" x 5" card. Mail your entry to the address below.

One entry per person, please. All entries must be postmarked no later than April 1, 1994. We are not responsible for lost or misdirected mail. On or about April 15, 1994, winners will be randomly drawn from among all eligible entries. By accepting their prizes, winners consent to the use of their names, photographs, or other likenesses for the purpose of advertisements or promotions on behalf of "Nintendo Power" magazine or Nintendo of

America Inc. without further compensation. Prizes are limited to one per household. Chances of winning are determined by the total number of entries received. The ratio of prizes to entry cards distributed is 151:1,000,000. No substitution of prizes is permitted. All prizes will be awarded. To receive a list of winners, which will be available after April 31, 1994, send your request to the address above.

**NINTENDO POWER AWARDS  
PLAYER'S POLL Vol. 58  
P.O. BOX 97062  
REDMOND, WA 98073-9762**





## FOR BEST OVERALL GAME

Now it's time to add it all up and choose the best game of 1993. Everyone will weigh the decision differently. For some players, the graphics and sound may tip the balance, while others may prefer a game with greater challenge or a great character. Some games have a great balance of all the categories, like our nominees for Best Overall Game listed below.

**SUPER  
NES**

- |   |                                     |   |                  |
|---|-------------------------------------|---|------------------|
| 1 | Magical Quest Starring Mickey Mouse | 6 | Star Fox         |
| 2 | Super Empire Strikes Back           | 7 | Mortal Kombat    |
| 3 | Super Mario All-Stars               | 8 | The Lost Vikings |
| 4 | Street Fighter II Turbo             |   |                  |
| 5 | Secret of Mana                      |   |                  |

**GAMEBOY**

- |   |                                       |   |                      |
|---|---------------------------------------|---|----------------------|
| 1 | The Legend of Zelda: Link's Awakening | 2 | Kirby's Pinball Land |
| 2 | Mega Man IV                           | 3 | Yoshi's Cookie       |
| 3 | Mega Man III                          | 4 | Kid Dracula          |
| 4 | Felix The Cat                         |   |                      |

**NES**

- |   |                             |   |                |
|---|-----------------------------|---|----------------|
| 1 | Battletoads & Double Dragon | 3 | Mega Man V     |
| 2 | Kirby's Adventure           | 4 | R.C. Pro Am II |
| 3 | Yoshi's Cookie              | 5 | Fire 'N' Ice   |
| 4 | Ducktales 2                 |   |                |

## GRAND PRIZE: 1 WINNER

# WIN 25 GAMES

Win 25 Super NES games of your choice!  
You can pick the best of this year's nominees or  
any other Super NES game that has been released.

## 100 SECOND PRIZE WINNERS

Win one of 100 Super NES games  
chosen by Nintendo Power!

## 50 THIRD PRIZE WINNERS

Win one of 50  
Nintendo Power  
Shirts!



# TOP 20



MARCH 1994



A post-holiday buying spree has made *Star Fox* the number one Dealer pick this month, but strong *Flyer* support keeps *Mortal Kombat* on top of the charts. Newcomers to the Top 20, based on a Pro preview, include: *Wario Land: Super Mario Land 3*, *Zoda's Revenge* and the incredible *NBA Jam!*

## SUPER NES

**1** 14,937  
POINTS  
4 MONTHS

### MORTAL KOMBAT



The punches and kicks are still flying, keeping this game at the top of the charts for the fourth month in a row!

**2** 13,981  
POINTS  
12 MONTHS

### STAR FOX



Fox McCloud's battle against Andross is sending him soaring up the charts. Can he take the top?

**3** 11,738  
POINTS  
26 MONTHS

### THE LEGEND OF ZELDA: A LINK TO THE PAST



The land of Hyrule needs a hero to save it from the powers of evil. Are you that hero?

**4** 10,531  
POINTS

### STREET FIGHTER II TURBO

With speed and moves like this, *Street Fighter II Turbo* is bound to stay a hit.

**5** 9,715  
POINTS

### DISNEY'S ALADDIN

You've seen the movie, now you can defeat Jafar yourself!

**6** 9,473  
POINTS

### JURASSIC PARK

**7** 7,096  
POINTS

### SUPER MARIO ALL-STARS

**8** 5,864  
POINTS

### SECRET OF MANA

**9** 5,846  
POINTS

### SUPER MARIO KART

**10** 5,117  
POINTS

### MADDEN NFL '94

**11** 4,878  
POINTS

### NHL STANLEY CUP

**12** 4,775  
POINTS

### CLAY FIGHTERS

**13** 4,339  
POINTS

### NBA JAM

**14** 4,235  
POINTS

### STREET FIGHTER II: THE NEW AGE

**15** 3,836  
POINTS

### MARIO PAINT

**16** 3,617  
POINTS

### FINAL FANTASY II

**17** 3,274  
POINTS

### FLASHBACK

**18** 3,080  
POINTS

### SPIDER-MAN: THE MOVIE

**19** 3,468  
POINTS

### SUPER EMPIRE STRIKES BACK

**20** 3,184  
POINTS

### TMNT TOURNAMENT FIGHTERS

## GAME BOY

1 18,270  
POINTS

11 MONTHS

## THE LEGEND OF ZELDA: LINK'S AWAKENING



Link's latest adventure is the toughest yet. Wake the Wind Fish before it's too late!

2 16,706  
POINTS

18 MONTHS

## SUPER MARIO LAND 2: GOLDEN COINS



If Mario's second adventure is this popular, how will Mario's first adventure do?

3 15,079  
POINTS

14 MONTHS

## KIRBY'S DREAM LAND



Don't sell Kirby short. This cute little puff ball is tough!

4 SUPER MARIO LAND  
10,726  
POINTS

Mario's first Game Boy adventure is still one of the favorites with the Players.

5 TETRIS  
9,341  
POINTS

Once this game gets you, it's hard to quit playing it!

6 9,230  
POINTS

METROID II: SAMUS RETURNS

7 8,459  
POINTS

JURASSIC PARK

8 7,996  
POINTS

MORTAL KOMBAT

9 7,636  
POINTS

WARIO LAND: SUPER MARIO LAND 3

10 7,516  
POINTS

KIRBY'S PINBALL LAND

11 6,986  
POINTS

DR. MARIO

12 5,044  
POINTS

TETRIS 2

13 4,671  
POINTS

MEGA MAN IX

14 4,576  
POINTS

FACEBALL 2000

15 3,538  
POINTS

FINAL FANTASY LEGEND III

16 3,382  
POINTS

FINAL FANTASY ADVENTURE

17 3,364  
POINTS

YOSHI'S COOKIE

18 3,136  
POINTS

GOLF

19 3,117  
POINTS

YOSHI

20 2,915  
POINTS

MEGA MAN II

## NES

1 11,628  
POINTS

2 MONTHS

## TETRIS 2



This game went straight to the top! The two player version of this game is hot.

2 11,349  
POINTS

54 MONTHS

## SUPER MARIO BROS. 3



This game has got to be good. It's been on the Top 20 charts for over four years!

3 10,164  
POINTS

66 MONTHS

## THE LEGEND OF ZELDA



Link always has his sword ready to save the day. What a guy.

4 KIRBY'S ADVENTURE  
9,565  
POINTS

If you thought Kirby's Game Boy game was good, you better try this one!

5 MEGA MAN V  
8,229  
POINTS

Mega Man is always a crowd pleaser, and his latest is the best yet.

6 6,794  
POINTS

JURASSIC PARK

7 5,911  
POINTS

TECMO SUPER BOWL

8 5,825  
POINTS

FINAL FANTASY

9 5,388  
POINTS

DR. MARIO

10 4,580  
POINTS

BASEBALL STARS

11 4,466  
POINTS

METROID

12 4,152  
POINTS

MONOPOLY

13 4,134  
POINTS

TMNT III: THE MOVIE MATION PROJECT

14 3,919  
POINTS

BATTLETOADS

15 3,790  
POINTS

MEGA MAN IV

16 3,742  
POINTS

DRAGON WARRIOR IV

17 3,647  
POINTS

TETRIS

18 3,521  
POINTS

MEGA MAN IX

19 3,447  
POINTS

SUPER MARIO BROS. 2

20 3,393  
POINTS

ZODA'S REVENGE: STAR TROPICS II

# NOW

MARCH  
1994

## PLAYING

LOOK FOR THESE RELEASES SOON

### ROMANCE OF THE THREE KINGDOMS III

Company ..... Koei  
Suggested Retail Price ..... \$74.95  
Release Date ..... March 1994  
Memory Size ..... 4 Megabits  
Game Type ..... Historical RPG strategy

China in the second century was divided into warring factions led by three great warlords and numerous smaller powers. Koei's latest exploration of this chaotic time puts you and up to seven more players at the positions of these leaders. Your goal is to unite the land, but the forces arrayed against you are daunting. In addition to fighting your neighbors, you'll have to keep the affairs of your home territory in order. Decisions must be made, turn-by-turn, to allocate funds for training soldiers, improving agriculture, upgrading infrastructure and more. Intrigue also plays a role, because players can plot and scheme against each other. Diplomacy, spying, bribery and other means are available to the unscrupulous warlord.

▶ Romance II has great depth for fans of this type of strategy RPG. Battery-backed memory. Up to eight players can vie for supremacy.

▶ An awkward menu item selection process makes it difficult to play this game because there is no message telling you that a command has been accepted. You have to be a real strategy die-hard to master this interface.



### NBA JAM

Company ..... Acclaim  
Suggested Retail Price ..... \$74.95  
Release Date ..... February 1994  
Memory Size ..... 16 Megabits  
Game Type ..... Arcade basketball for up to four players

If you had the power of ten super stars, you might play like the guys in NBA Jam. It's the hottest game in town, and now it's available for the Super NES with a multi-player option that will blow you away. This month, Power jams with the best players in the NBA.

▶ Great graphics, cool moves, and totally involving action for up to four players is a hard combination to beat.

▶ The game lacks in these specific areas: none. If you want a sports simulation, this game ain't it, but if you want fun, look no further.

### UNDERCOVER COPS

Company ..... Jrem  
Suggested Retail Price ..... \$64.95  
Release Date ..... March 1993  
Memory Size ..... 16 Megabits  
Game Type ..... Scrolling fighter for one player

Lawless gangs have spread throughout the land and you must infiltrate them by beating their members senseless. Although your cover is blown in the first screen, Undercover Cops has lots of action in the Final Fight style. Your three undercover cops have special moves like the Cat Pounce and Dive Bomber, plus individual super moves activated by controller combinations.



▶ Nice graphics (although the animation is stiff) and endless action.

▶ There's nothing new about the theme or action.

## REN & STIMPY SHOW: FIRE DOGS

Company	THQ
Suggested Retail Price	Not Available
Release Date	March 1994
Memory Size	4 Megabits
Game Type	Comic action

Where there's smoke, there's fire, and where there's trouble, you're sure to find Ren and Stimpy. In this two-part action game, Stimpy first finds himself in a firehouse. His job is to gather up all the equipment missing from the firetruck, but the fireman will do everything he can to stop him. You have only a limited time to grab all the goods. In the second part of the game, Ren and Stimpy try to catch items that are thrown out of a burning building.



**+** Good graphics, humor and sound. A password feature is included.

**-** Not much variety. The time allotted for collecting items is very short. The two levels are repeated.

## THE PEACE KEEPERS

Company	Jaleco
Suggested Retail Price	Not Available
Release Date	March 1994
Memory Size	8 Megabits
Game Type	Scrolling fighter for up to four players

The first fighting game to make use of the Multi-tap is The Peace Keepers from Jaleco. Up to four players can duke it out with a future corporate army. In addition to the standard Final Fight-type action, you can also square off directly against your friends in a Street Fighter II-type Vs. mode. Some unusual features include 2-Player Hit, which allows partners to inflict damage on one another, Angry Mode, which makes you invincible when you're low on energy, and Color Edit, which lets players change the coloring of their characters. Another novelty is that the game lets players choose various routes through the game for added depth and variety. In addition to pretty standard fighting moves, the four Peace Keepers each have devastating special moves.



**+** The first multi-player fighter for more than two players. Branching paths for more variety.

**-** Fairly slow action and not terribly challenging.

## LEGEND

Company	Seika
Suggested Retail Price	\$59.95
Release Date	March 1993
Memory Size	8 Megabits
Game Type	Fantasy fighting action for one or two players

When Clovis, an ambitious pretender, seeks to use evil powers to corrupt the kingdom, you must restore justice with the power of your arm and your mighty sword. In Legend from Seika, you'll stalk through a world of medieval castles and swamps while men-at-arms challenge you every step. Although the game plays much like any scrolling fighter, the feeling is quite different and the graphics will transport you to another time. Two players can play simultaneously, collecting items that increase power or give you magical spells to use against stage-end guardians.



**+** Good graphics. The two-player action is particularly fun. It's easy to play, but not so easy to beat.

**-** If you pause for any reason, you'll find yourself surrounded by enemies.

## OBITUUS

Company	Bullet Proof Software
Suggested Retail Price	\$59.95
Release Date	March 1993
Memory Size	8 Megabits
Game Type	Adventure/RPG

Although some stages of Obitus look like a first-person RPG game, this Pygnosis (of Lemmings fame) computer adaptation is really an adventure in disguise. Your mission is to journey to the four towers and reclaim the gems, but the towers are treacherous and the forests between them are filled with evil creatures and hidden dangers. You'll collect weapons and items to help you on your way, and the game's manual includes an unusual amount of candid help for lost adventurers.



**+** A large world with lots of mysteries and adventure. The castle interiors utilize a unique, 3-D perspective. Battery backed memory Maps in the manual.

**-** The forest mazes can be very confusing. Action area play control lacks quickness and precision.

## LOST MISSION

Company.....Via Tokai  
Suggested Retail Price.....Not Available  
Release Date.....March 1994  
Memory Size.....12 Megabits  
Game Type.....RPG for one player

Kyle, a fighter who is beset by violent apes, finds himself launched on an epic journey to restore the balance of the world from chaotic forces. Action includes exploring the game world, towns, castles, dungeons and so forth while gathering information and items for use in battle. Parties of up to five characters can go questing to build their experience and gold. One unique feature lets you change a character's Skill ratings for maximum efficiency.



➤ The game has enough depth to keep RPG fans interested, but don't expect any of the flash found in Final Fantasy II or Seventh Sigs. To speed up the game, there is an Automatic battle mode. Battery backed memory.

➤ Uninspired graphics and standard RPG play. Poor story translation. Japanese muzak music. The challenge comes from the seemingly endless series of battles.

## ANDRE AGASSI TENNIS

Company.....Technogik  
Suggested Retail Price.....Not Available  
Release Date.....March 1994  
Memory Size.....4 Megabits  
Game Type.....Tennis for one or two players

Take to the courts with Andre Agassi. This Pak lets you play men's and women's singles or doubles in exhibitions or tournaments. You can also practice your shot-making against a ball machine or computer opponent. Two players can also team up to challenge the computer at either a Professional or Amateur level of difficulty. At the Amateur level, the computer automatically selects the best shot. You just have to get into position. The Pro level leaves it all up to you.



➤ Very challenging due to computer players who seldom miss an easy shot. Nice two-player options. Good digitized voice calls the shots.

➤ Unrealistic ball and player speeds. The graphics are smaller than in almost any other Super NES tennis game and the animation is choppy.

## WOLFENSTEIN 3-D

Company.....Imagineer  
Suggested Retail Price.....\$64.99  
Release Date.....March 1994  
Memory Size.....8 Megabits  
Game Type.....3-D action

Imagine that you're in a fortress filled with the soldiers and secrets of an evil regime. The PC thriller comes to the Super NES in great shape. Escaping from the maze may be well nigh impossible unless you bring along the Nintendo Power review.

➤ Smooth, fast-scrolling 3-D graphics and enemies around every last.

➤ The game has little variety. Basically, it's a matter of shooting everyone before they shoot you. The storyline of the original PC game has been altered to omit some objectionable material.



## THE FLINTSTONES: THE TREASURE OF THE SIERRA MADROCK

Company.....Tello  
Suggested Retail Price.....Not Available  
Release Date.....March 1994  
Memory Size.....8 Megabits  
Game Type.....Action for one or two players

Fred and Barney must prove themselves worthy to ascend to the high office of Grand Poobah of the Water Buffaloes. To do it, they'll have to make their way to the Sierra Madrock and find the treasure. Follow their petrified footsteps in this month's Power review.

➤ An interesting variation on the traditional action game which includes a dice roll that introduces a random element.

➤ Very slow action and the resulting poor control can be frustrating.



## METAL MARINES

Company.....Nameo  
Suggested Retail Price.....\$74.95  
Release Date.....December 1993  
Memory Size.....12 Megabits  
Game Type.....Future War Strategy

In the near future, you've been put in command of terrifying new weapons with which you must combat an imperialistic empire. Test your metal in 20 battle scenarios. This month's Power review will give you the winning edge.

➤ For a strategy game, Metal Marines has lots of action, which adds to the fun. You must act quickly and make strategic plans. The concept is unique and engaging.

➤ The game has a fairly long learning curve. Making targeting selections can be awkward.

## CHESTER CHEETAH: WILD, WILD QUEST

Company	Konami
Suggested Retail Price	Not Available
Release Date	March 1994
Memory Size	10 Megabits
Game Type	Action

Chester Cheetah returns for his second Super NES action game. This time the funky feline has busted out of the zoo to search for the map to Big City, USA—home to the coolest cats around. This is a basic platform game featuring lots of running, jumping and collecting items and power-ups in ten levels.



Chester's moves are greatly improved from the first game, but the play control still isn't very tight. Good graphics and sound.

Not much challenge.

## LETHAL ENFORCERS

Company	Konami
Suggested Retail Price	Not Available
Release Date	February 1993
Memory Size	16 Megabits
Game Type	Shooting action for one or two players

Take the law into your own hands with Konami's adaptation of the hit arcade game, *Lethal Enforcers*. Included with the Game Pak is a light targeting six-shooter. The target-shooting action takes place in scenes like a factory, the airport and in an ethnic urban neighborhood where crimes are taking place. Your job is to blow away the criminals while sparing the odd hostage or civilian who comes in the line of fire. You can increase your firepower and practice on a target range.

Target shooting can be fun and the digitized graphics are quite good.

Some players may find the realistic graphic nature of the game to be objectionable. Although no blood is spilled, the targets are very realistic.



## THE UNTOUCHABLES

Company	Ocean
Suggested Retail Price	\$59.95
Release Date	March 1994
Memory Size	8 Megabits
Game Type	Target shooter for one player

Bullets fly and gangsters bow the dust when Eliot Ness is on the case. *The Untouchables* recreates the gun battles of the tireless FBI agent in his war against Al Capone and

organized crime in Chicago of the 1920s. Prohibition era. As you blaze away in five levels, you'll have to seek cover where it's available and gather extra ammo. Capone's heavies will pop up from cover with their tommy guns ratcheting. Yes indeed, some like it hot.

Good graphics and fun theme.

Very little variety in the play. No Super Scope option and aiming with a regular controller is difficult.

## SUPER GOAL 2

Company	Jaleco
Suggested Retail Price	Not Available
Release Date	March 1994
Memory Size	4 Megabits
Game Type	Soccer

The soccer craze continues with *Super Goal 2*, the second Super NES soccer title from Jaleco, and just in time for the 1994 World Cup finals here in the United States. This international soccer sim has all the regular features, including two-player options and a password. Look to the next Sports Scene for a full review of this game.



Play control is fairly easy for a soccer game and the AI helps you out by positioning your teammates correctly. A two-player vs. the computer mode.

The view, always from above the same goal, doesn't feel as natural as behind-the-ball views or side views, especially when your team is moving toward you on the screen. Poor sound effects. It is difficult to judge the location of the high kicks.

## CHAMPIONS WORLD CLASS SOCCER

Company	Acclaim
Suggested Retail Price	\$59.95
Release Date	March 1994
Memory Size	8 Megabits
Game Type	Soccer for one or two players

The international soccer craze continues with this offering from Acclaim. Thirty-two teams, tournament or exhibition play and four languages are included. There's also a password to store your tournament progress.



Good animation is revealed in the highlight replays. Good game options.

Poor passing control detracts from the playability. You seldom feel as if you are truly in control of the ball and your computer teammates don't help out by getting into position.

## R-TYPE III

Company	.....	Item
Suggested Retail Price	.....	\$64.95
Release Date	.....	February 1994
Memory Size	.....	16 Megabits
Game Type	.....	Space shooter

The R-Type fighter has been improved to meet the new threat from the Hydro Empire. One of the best space shooting series of games returns with the best title yet. This month's review shows you where the aliens will attack and how you can blast them into hydrogen.

Great play control, excellent graphics and lots of challenge will slow-down. The game has an endless Continue so you can repeat an area until you master it.

There are only six stages.

## WIZARDRY V: HEART OF THE MAELSTROM

Company	.....	Capcom
Suggested Retail Price	.....	Not Available
Release Date	.....	March 1994
Memory Size	.....	8 Megabits
Game Type	.....	RPG

The classic Wizardry RPG series comes to the Super NES in a large, complex game from Capcom. You'll go wandering through a fantasy world filled with monsters, but luckily you have companions to take some of the heat. You can even create your own companions to suit your playing style.

Customized parties. Dozens of spells. Battery backed memory.

The game has a poor control interface, making commands difficult to execute. Bland graphics for a 16 bit game.

## WHEEL OF FORTUNE DELUXE EDITION

Company	.....	Gametek
Suggested Retail Price	.....	\$59.95
Release Date	.....	March 1994
Memory Size	.....	4 Megabits
Game Type	.....	Game show

Once again it's time to buy some vowels and spin to win with the third Super NES edition of Wheel of Fortune from Gametek. All new word puzzles are featured in this game, which recreates the popular television game show. One, two or three players can compete without having to use a Multi-tap.

New puzzles and easier game control than earlier versions.

The sound and graphics are nothing special and add little of the glitz of the television show.



## WARIO LAND: SUPER MARIO LAND 3

Company	.....	Nintendo
Suggested Retail Price	.....	\$29.95
Release Date	.....	February 1994
Memory Size	.....	4 Megabits
Game Type	.....	Action

Wario stars in his own adventure. Determined to get a centle of his own, no matter what the cost, he goes off to rob the graves of Kitchin Island. Learn how you can join in on this wild Wario adventure in this month's review.

Excellent graphics and great depth of play. Although subtitled SML 3, Wario Land is much different than either of the other SML titles. This is a new game experience that is truly fun. The battery-saved memory means you don't have to repeat stages endlessly.



Some players might find Wario Land less challenging than other SML games because they can return to areas to pick up needed items, just like in Super Mario World.

## INDIANA JONES & THE LAST CRUSADE

Company	.....	Ubi Soft
Suggested Retail Price	.....	\$29.95
Release Date	.....	January 1994
Memory Size	.....	1 Megabit
Game Type	.....	Action for one player

Indiana Jones fights through six levels of action while on the quest for the Holy Grail. This version is virtually identical to the NES game previously covered in Nintendo Power. Featured areas include the Circus Train and Brunwald Castle.

Good challenge and graphics. The password option makes the game accessible to anyone.

Poor hit detection can make hand-to-hand combat difficult. Short time limits on stages make the game even harder.



## TOTAL CARNAGE

Company	.....	Malibu Games
Suggested Retail Price	.....	Not Available
Release Date	.....	February 1994
Memory Size	.....	1 Megabit
Game Type	.....	Action

Smash TV type action comes to Game Boy with Malibu's Total Carnage. General Akhboob holds hostages and you have to get them out by gunning down everything in sight.

Continuous fast action with lots of Power-Ups.

Simple graphics add nothing to the game.



# ZOOL

Company ..... Gametek  
 Suggested Retail Price ..... \$34.95  
 Release Date ..... March 1993  
 Memory Size ..... 1 Megabit  
 Game Type ..... Action for one player

Zool is the ninja from the 'Nah' Dimension, Protector of Creative Thought and Defender of Positive Action. That's quite a title for any shrimpy alien, but Zool has earned it.

His skills include jumping, crouching, sliding and using helpful items like Bombs and Shields. There are four platform levels for Zool to navigate.

- Fairly good play control means Zool can get around easily
- Most of the graphics are simple and derivative of Super Mario Bros. There are no great challenges in the game



SUPER NES TITLE	COMPANY	PLAY INFO	POWER METER RATINGS				GAME TYPE
			G	P	C	T	
ANDRE AGASSI TENNIS	TECMAGIK	2P-5	2.9	2.7	2.8	2.9	TENNIS
CHAMPIONS WORLD CLASS SOCCER	ACCLAIM	2P-5/PASS	3.6	2.5	3.4	3.4	SOCCER
CHESTER CHEETAH: WILD, WILD QUEST	KANEKO	1P	3.4	3.3	3.2	3.3	ACTION
THE FLINSTONES: SIERRA MADROCK	TAITO	2P-A	3.5	2.7	3.1	3.1	COMIC ACTION
LEGEND	SEIKA	2P-5	3.6	3.3	3.4	3.3	ACTION
LETHAL ENFORCERS	KONAMI	2P-5	3.4	3.6	2.8	2.7	SHOOTER
LOST MISSION	VIC TOKAI	1P/BATT	3.3	3.0	3.2	3.3	RPG
NBA JAM	ACCLAIM	4P-5	3.9	4.4	3.9	4.4	BASKETBALL
METAL MARINES	NAMCO	1P/PASS	3.3	2.3	3.8	3.8	STRATEGY
OBITUS	BULLET-PROOF	1P/BATT	3.4	2.8	3.6	3.6	ADVENTURE
THE PEACE KEEPERS	JALECO	4P-5	3.3	3.2	3.0	3.0	ACTION
R-TYPE III	IREM	2P-A	3.8	4.0	3.4	3.1	SPACE SHOOTER
THE REN & STIMPY SHOW: FIRE DOGS	T*HQ	1P/PASS	3.5	2.7	2.8	3.3	COMIC ACTION
ROMANCE OF THE THREE KINGDOMS III	KOEI	8P-A/BATT	2.9	2.1	3.4	3.3	HISTORICAL RPG
SUPER GOAL 2	JALECO	2P-5/PASS	3.1	2.9	3.3	3.2	SOCCER
UNDERCOVER COPS	IREM	1P	3.5	3.4	2.7	2.7	ACTION
THE UNTOUCHABLES	OCEAN	1P	3.3	2.6	2.9	3.1	SHOOTER
WHEEL OF FORTUNE DELUXE EDITION	GAMETEK	3P-5	3.0	3.7	3.0	3.8	GAME SHOW
WIZARDRY SZ	CAPCOM	1P/BATT	2.8	2.4	3.4	2.9	RPG
WOLFENSTEIN 3-D	IMAGINEER	1P/PASS	3.6	3.6	3.9	3.9	3-D ACTION

GAME BOY TITLE	COMPANY	PLAY INFO	POWER METER RATINGS				GAME TYPE
			G	P	C	T	
INDIANA JONES AND THE LAST CRUSADE	UBI SOFT	1P	3.5	2.0	3.0	3.0	ACTION
TOTAL CARNAGE	T*HQ	1P	2.5	2.8	2.8	2.8	ACTION
WARIO LAND: SUPER MARIO LAND 3	NINTENDO	1P/BATT	4.1	3.9	3.7	3.9	ACTION/ADVENTURE
ZOOL	GAMETEK	1P	2.8	3.3	2.8	2.8	ACTION

## CHART KEY

You can get the most out of your game chart by understanding the categories. Title, Company and game type are self-explanatory. Use this Key to understand Play Info and the valuable Power Meter ratings.

## PLAY INFO

Games are made to be played with as many as eight players. Some also employ a battery or password to save game play data.

- #P = NUMBER OF PLAYERS
- S = SIMULTANEOUS
- A = ALTERNATING
- BATT = BATTERY
- PASS = PASSWORD

## POWER METER

The Pros at Nintendo HQ rate each new game. Ratings are from 1 (poor) to 5 (excellent) in four different categories.

- G = GRAPHICS AND SOUND
- P = PLAY CONTROL
- C = CHALLENGE
- T = THEME AND FUN

# A LOOK INTO THE GAMES OF THE FUTURE

# PAK WATCH



## SUPER METROID

NINTENDO

The game your Pak Watchers have been watching for finally arrived at Nintendo of America after two years of development at Nintendo Co. Ltd. in Kyoto. That was two years with hardly any word except that the game was going to be huge. No lie. Our unfinished copy of Super Metroid stands at 20 Megabits and it's likely to bulk up to 24 Megabits in the finished version. But vast memory muscle is the least of the great news for Metroid fans. For two years we wondered if the game would live up to the

play control and innovation of the original Metroid game hit for the NES. Wonder no more. The play control is exceptional and Samus has more cool moves than ever before to fight her way past both familiar and brand new enemies on the planet Zebes. For instance, once you find the new Grappling Beam, Samus can swing from the ceiling over obstacles and enemies. Even the original elements like on new forms, such as bubble hatches that open up or down. Nowhere is the blend of familiar and

new elements so apparent as in the opening moments of the game in which you'll find yourself back in the ruins of the Mother Brain's chamber. After battling a dragon-like alien who swoops out of the background using intensely realistic Mode 7 scaling, Samus must relive the escape sequence from the original Metroid, only now the escape tunnel rocks and sways as the base self-destructs. If you make it out, Samus' ship blasts out in front of the exploding base...and that's just for starters.





## KEN GRIFFEY JR. PRESENTS MAJOR LEAGUE BASEBALL

NINTENDO

There have been plenty of baseball games in video game history. Some of them had good pitching, batting or fielding. Others concentrated on giving players lots of stats. There have even been hybrid baseball games like Super Baseball 2020 with robots on the field and those that emphasize one phase of the game like Relief Pitcher. But never has there been one game that includes everything in one Pak-ape, until now. When Nintendo set out to make a baseball game for the Super NES, the word was to make it fun and include everything a base-

ball fan might want. Since the producers of the game are baseball fanatics and game players, they didn't have to go far for ideas. When Ken Griffey Jr. joined the Nintendo effort last spring, not only did it add the name of the most popular player in baseball, but also his input. And with the Major League Baseball license came the real team logos and stadiums.

Initially, your Pak Pitchers were most impressed with the graphics and endless options, but after playing a few games, we began to appreciate

the variety of action and depth of play. If you want, you can become as deeply involved in the strategy of lineups, pitching changes and base running as a Major League manager. That's pretty remarkable from a game that strives for an arcade-type feel with humorous animations and voice messages. It's been said that you can't be all things to all people, but apparently the developers of Ken Griffey Jr. Presents Major League Baseball weren't listening. They were having too much fun putting together their perfect game.



## JOE & MAC 2: LOST IN THE TROPICS DATA EAST

DATA EAST

Joe and Mac are back, and the action lives up to the graphics this time around. What that means is that in the original Joe & Mac: CaveMan Ninja, terrific graphics knocked everyone's socks off, but the action was pretty

stiff and the play control could have used some work. This time around, Data East did a great job tweaking the game so that it feels solid with good play control. They included a bigger variety of areas and enemies, too

There are even adventure elements with shops to buy items, a password to save your progress, and two-player simultaneous play. It looks like Joe & Mac's best adventure so far.





## IMPOSSIBLE MISSION 2025 MICROPROSE

When your Pak Watcher heard that Microprose was working on a Super NES version of Impossible Mission, the call went out immediately for a simple ROM. When it arrived, we were amazed by the adaptation's sophisticated graphics and sound. You could even compare it directly to

the classic computer game, which is included along with the new, enhanced version. What you'll find in both Impossible Missions is a blend of action and puzzle-solving. Using one of three characters, you must hurry through a maze of areas, searching for useful items and computer access

codes. At various terminals, you can earn Power-Ups by solving puzzles or beating little games. Learning to survive in the maze of levels won't be easy with an army of robots on your trail and a time limit for each area...that's why they call it an impossible mission.



## SUPER PINBALL: BEHIND THE MASK AMERICAN TECHNOS

Video pinball takes a step toward reality with this pinball simulation from American Technos featuring three games: Wizard, Jolly Joker and Blackbeard & Ironmen. Each is a traditional pinball game on a single screen with complete control from flippers to tilt. Your Pak Watch Wizard was wowed by the graphics and sound, which sounded like they were taken straight from the arcade. Using the Left and Right buttons on the Super NES Controller gave the feeling of real pinball. You can earn 1-Ups and multi-ball play

with precision shots and really wrack up the point total, but don't expect the more adventure-oriented play of Kirby's Pinball. Super Pinball, when

it appears later this spring, will be for the player who has always wanted a pinball game at home, but didn't have the money or space for one.




## TIME TRAX MALIBU

Malibu Games recently sent us their latest action thriller, Time Trax, in which Darren Lambert, the fugitive retrieval officer of TV fame, tracks criminals through time and many perilous situations. This action game combined good graphics, music and play control. Selma, the computer aid, is on hand to help Danen's pursuit of arch villain, Mordevai Sahmbi. As Lambert, you'll have a laser pistol and items that you collect along the way. Although the game play seemed pretty traditional, there

was no let up in the action and Lambert has some good moves like the ability to climb many objects. One particularly cool move is the

Time Stall, in which everything but you slows down for a short period of time. Malibu plans to have this game on the shelves early this spring.





## MR. NUTZ &amp; SOCCER KID

OCEAN

Mr. Nutz and Soccer Kid aren't the usual fare from movie-magnet Ocean of America, better known for Jurassic Park and The Addams Family. Your Pak Watcher first saw an early version of Mr. Nutz over a year ago. Even then the graphics had the rich, artistic cartoon look of games like Magical Quest Starring Mickey

Moose and Disney's Aladdin. Mr. Nutz, as can be seen here, is a squirrel with a powerful bushy tail. In addition to swishing enemies, Mr. Nutz can buck nuts, swing, jump, and use objects found along the way. Like Bubsy, Mr. Nutz has an attitude—this is one squirrel you don't want to cross. Soccer Kid isn't a soccer game,

but an action game starring a kid who kicks a soccer ball around, bounces on the ball and generally uses the ball to achieve his goals, garden the pun. It's a little bit strange, but it was developed mainly for European and Japanese players who are real soccer nuts. Both of these should be out by the end of spring.



## SOUND FANTASY

NINTENDO

When your Pak Watcher first took a look at Sound Fantasy last fall, it wasn't clear how finished the game was. Now that it is on schedule to be released this spring or early summer, we thought we should give it another look and listen. Like Mario Paint, it is essentially a creativity tool. You create things with it rather than blast aliens, but there is an action component. You can also create pictures with Sound Fantasy, but the picture is only a means of representing elements of sound like a note, instrument or beat. Moving over the images

are various bugs like the Beatopper and Star Fly, which act like the pick strumming a guitar string—they cause the note. If all this sounds com-

plex, it is, but the game has built-in samples and various modes that let you experiment with sounds in a truly unique environment.



## DONKEY KONG '94

NINTENDO

For those of you who missed the original Donkey Kong Craze back in the early '80s, the idea is that a giant ape—Donkey Kong—has kidnapped Pauline, Mario's girlfriend, and climbed up a building. Mario must make his way up the building while avoiding traps and hazards. This game will be four Megabits, as large as Wario Land, and will contain a battery. The first stages duplicate the original arcade game, but the new Donkey Kong goes much farther with a total of one hundred construction

site puzzles. DK also will include adventure elements like hidden rooms

and keys. Look for it this summer.



# PAK WATCH UPDATE

Electronic Arts keeps coming up with the hits, which is particularly fitting for *Shaq Attack*, the preliminary name for the game in which NBA giant Shaquille O'Neil shows off some awesome, digitized fighting moves. The Shaq worked closely with EA Sports to include his unique attitude and body language. In related EA news, former NBA mega-star, Michael Jordan, stays in the game in a yet-to-be-named platform adventure. Jordan uses his basketball skills to fight through levels of danger. It's kind of weird, but no stranger than Ocean's *Soccer Kid* or U.S. Gold's *Hurricanes*, a game which follows the adventures of a soccer team. *MLBPA Baseball* is the latest sports game from EA for the Super NES. Although they originally hoped to make *MLBPA* a multi-player game, they didn't end up putting as the option, so it's limited to two-player action. Still, from what this Pak Watcher saw, there's plenty of action to be had. The best part of the game is the fact that you get to use the real players from major league teams, even though you don't get to use the actual teams. The game has other EA standard options including full season and play-off modes plus a password for saving your progress.

Speaking of sports, Gametek has shown Pak Watch its latest Jeopardy game—*Jeopardy Sports Edition*, which should give sports fans plenty of headaches. The categories vary widely—Baseball Nicknames, Golf Clubs, Bowl Games, Football Injuries and many more. Gametek also unveiled its first game under the new Cybersoft label. *Spectre* is a virtual 3-D game that places you in various levels where you must zap enemies, collect fuel and ammo and then move on to the next level where the challenge increases.

*Wild Snake* from **Bullet-Proof Software** looks like



MLBPA BASEBALL

one of the best action puzzle games in years. Controlling the snakes as they fall from the top of the screen, you have to snake them into alignment so they disappear or cascade for points. Your Pak Watchers found the game to be as difficult to put down as Tetris, and little wonder, for the game was designed in Russia just like Tetris.

B ball takes to the streets in a couple of games from **Accolade** and **Virgin Games**. *Jawz!* features schoolyard ball between players of various talents. Although the two-on-two game is where the action is, there are five 8-ball games in all included in *Jawz!*. In *Accolade's Barkley: Shut Up And Jaw!*, Phoenix Suns' phenom Charles Barkley takes his attitude and skill to the inner city courts from Watts to Harlem. It's two-on-two action like NBA Jam, but Sir Charles takes on the best of the 'hood instead of the NBA. This is the latest of the Sport Accolade titles, a series starring top



WILD SNAKE



CAPTAIN AMERICA



HARDBALL II



JEOPARDY SPORTS



EYE OF THE BEHOLDER



KING OF THE DRAGONS

licensed athletes and the play-calling of Al Michaels. *Hardball III* will shortly join the line-up that also includes *Brett Hull Hockey*.

Elsewhere in sports news, Sony's ESPN series gets onto the field with *ESPN's Baseball Tonight*. The 28 teams are said to include complete 1993 player stats while the ESPN license comes into play with commentary by announcers Dan Patrick and Chris Berman. Sony's long-awaited *Equinox* has finally passed through bug-testing and is ready for retail. Nintendo Power covered the excellent, puzzle adventure game back in January, 1993, Volume 44. Although Sony set a record for delays, they deserve credit for sticking by the game and getting the technical problems ironed out. The wait is ultimately worth it.

From *Vic Tokai* comes *S.O.S.*, in which you must rescue passengers and yourself from a sinking ship. Each time you play, the route changes due to different passages flooding. More adventure is available from Capcom with the Super NES adaptation of *Eye of the Beholder*, a fantasy RPG, and *King of the Dragons*, a fantasy fighter.

Game Boy fans can keep a watch out for two new titles derived from Super NES games: *Mindscape's Captain America And The Avengers* and *Joe & Mac Jr.* from *Data East*. *Stop That Roach* from *Koei* may get the award for most surprising change of pace for a licensee. Although one might suspect that an RPG game about bug exterminators is behind the title, in fact it is a 100-stage puzzle game.

The ink has finally dried on a couple of deals within the industry, including the purchase of *Microprose* by *Spectrum Holobyte* and the acquisition of *Extreme Entertainment* by *Absolute*. In both of these mergers, the parent companies have gained important game assets that will help them bring a larger variety of games to the market. At *Acclaim*, the search continues for the ultimate computer human motion simulator. In fact, *Acclaim's* Advanced Technology Group of designers and programmers has made graphical leaps and bounds that leave observers in awe. A special award was handed out to *Acclaim's* ATG for its "Duel" demo at *Nicograph '93*, Japan's largest computer graphics exhibition. The great thing about ATG's innovations is that the digital actor motion capture technique can be used for creating today's state-of-the-art Super NES games as well as for tomorrow's ultra-realistic *Project Reality* games.



## FUTURE GAMES FOR THE

### SUPER NES

Name	Approximate Release
<i>Beavis And Butthead</i>	Fall '94
<i>Beauty And The Beast</i>	Winter '94
<i>Blackthorn</i>	Spring '94
<i>Bobby 2</i>	Fall '94
<i>Captain Commando</i>	Spring '94
<i>Code of the Dragons</i>	Fall '94
<i>Demon's Blaze</i>	Fall '94
<i>FireTeam Rogue</i>	Fall '94
<i>Fun 'N' Games</i>	Winter '94
<i>Hardball III</i>	Spring '94
<i>Impossible Mission 2025</i>	Summer '94
<i>Joe &amp; Mac 2</i>	Spring '94
<i>Jaggerheads</i>	Fall '94
<i>Jungle Book</i>	Winter '94
<i>Ken Griffey Jr. Presents Major League Baseball</i>	Spring '94
<i>Kitty's Tee Shot</i>	Spring '94
<i>Knights of Justice</i>	Fall '94
<i>Knights of the Penin</i>	Fall '94
<i>Liberty or Death</i>	Spring '94
<i>Lord of the Rings</i>	Winter '94
<i>Nicky's Ultimate Challenge</i>	Winter '94
<i>No Nuts</i>	Spring '94
<i>Nutcracker Championship Wrestling</i>	Spring '94
<i>NFL Quarterback Club</i>	Winter '94
<i> Ninja Warrior</i>	Spring '94
<i>Operation Europa</i>	Spring '94
<i>The Prisoner Of Dark Water</i>	Winter '94
<i>King Of Supermen</i>	Fall '94
<i>Rocha's Modern Life</i>	Summer '94
<i>Soccer Kid</i>	Spring '94
<i>Sword Fantasy</i>	Spring '94
<i>Spendy Soccerz</i>	Winter '94
<i>Spike McFrog</i>	Spring '94
<i>Star Trek: The Next Generation</i>	Winter '94
<i>Steel Race FX</i>	Summer '94
<i>Super Adventure Island II</i>	Spring '94
<i>Super Metroid</i>	Spring '94
<i>Super Pinball</i>	Spring '94
<i>Tarzan</i>	Fall '94
<i>Time Trax</i>	Spring '94
<i>Turn And Burn: No Fly Zone</i>	Winter '94
<i>Vortex</i>	Fall '94
<i>X-Kaliber</i>	Winter '94

### GAME BOY

<i>Donkey Kong 34</i>	Spring '94
<i>Home Alone 2: Kevin's Dreams</i>	Winter '94
<i>John Madden Football</i>	Spring '94
<i>John &amp; Sonicky: Messlers Golf Madness</i>	Spring '94
<i>Worm Land: Super Mario Land 3</i>	Winter '94

### NES

<i>Jungle Book</i>	Spring '94
<i>Mege Man II</i>	Spring '94



# POWER CHALLENGE TRADING CARDS



**SUPER  
POWER  
CLUB**

7th SAGA

Nigel Mansell's  
World Championship



**SUPER  
POWER  
CLUB**

NIGEL MANSELL'S  
WORLD CHAMPIONSHIP



**SUPER  
POWER  
CLUB**

METAL COMBAT  
FALCON'S REVENGE



**SUPER  
POWER  
CLUB**

RAGING FIGHTER



**SUPER  
POWER  
CLUB**

AERO THE ACRO-BAT



**SUPER  
POWER  
CLUB**

NES OPEN  
TOURNAMENT GOLF





# POWER CHALLENGE TRADING CARDS

POWER CARD #111



## METAL COMBAT FALCON'S REVENGE™

**DESCRIPTION:** In the 21st Century, society has before it an ideal choice. Every city is an armed camp and the leading form of entertainment is the Battle Game. After a disastrous plane I think this is the best he is fighting in Chicago A. How low are the Justice Angels and his Choice?

**CHALLENGE:** How quickly can you align the Edge Jump Survival Form?

**Medium:** Under 2:00

**Intermediate:** Under 2:00

**Pro:** Under 2:00 without cheating Rule

**SYSTEM:** Super NES  
**GAME TYPE:** Super Scope  
**# OF PLAYERS:** 1  
**RELEASED:** 1991  
**COMPANY:** Nintendo

TM/© 1991 Nintendo. All Rights Reserved.

POWER CARD #101



## NIGEL MANSFELD'S™ WINE JAMPAZZ™

**DESCRIPTION:** How do you win the Driver's Championship? You control every aspect of your car, from the angle of the rear wing to the type of tire that your car needs to use. There are 100 reasons to monitor and you win the entire event in your quest for the championship. Good luck!

**CHALLENGE:** Beat these qualifying times on the different courses.

**Medium:** 1:20 seconds on course ITALY

**Intermediate:** 1:20 seconds on course CANADA

**Pro:** 1:17.75 seconds on course JAPAN

**SYSTEM:** NES  
**GAME TYPE:** Racing  
**# OF PLAYERS:** 1  
**RELEASED:** 1991  
**COMPANY:** Gameboy

© 1991 Gameboy Ltd. Gameboy is a TM of Nintendo.

POWER CARD #99



## 7th SAGA™

**DESCRIPTION:** Many years ago the planet of Exoterra was torn apart by battles for control of the world. Seven warriors were chosen to locate and reclaim the seven Stones. Legends tell that the warrior who finds the Stone will own-day control of the world. Do you have what it takes to finish the quest?

**CHALLENGE:** After reaching Area Control, can you defeat Ares at one of these levels?

**Medium:** Five

**Intermediate:** Five, using an eagle

**Pro:** Five, using only magic

**SYSTEM:** Super NES  
**GAME TYPE:** RPG  
**# OF PLAYERS:** 1  
**RELEASED:** 1991  
**COMPANY:** Capcom

TM © 1991 Capcom Inc.

POWER CARD #86



## NES OPEN COURSEWYLL™

**DESCRIPTION:** Break the clubs and hit the targets! With three courses to choose from, NES Open Tournament Golf is packed with challenges. Play in the tournaments and try to get your standing from beginner all the way to the top level.

**CHALLENGE:** In the match mode, can you beat Luigi by

**Medium:** Leading only 8 out of 18 holes

**Intermediate:** Leading only 9

**Pro:** Not leading any holes

**SYSTEM:** NES  
**GAME TYPE:** Golf  
**# OF PLAYERS:** 2  
**RELEASED:** 1991  
**COMPANY:** Nintendo

TM © 1991 Nintendo

POWER CARD #113



## AERD THE ACRO-BAT™

**DESCRIPTION:** In a classic Edgar Allan Poe assembled a team of crime experts and they have taken over the Penguin! Acquire the Acro-Bat. It is up to you to take it back. You must reach your way through four different courses to get to the final excellent with Edgar and Zoro the Acro-Bat!

**CHALLENGE:** How far can you get without using any invincibles?

**Medium:** Course — Act 2

**Intermediate:** Penguin — Act 2

**Pro:** De Wheels — Act 2

**SYSTEM:** Super NES  
**GAME TYPE:** Circus-Action  
**# OF PLAYERS:** 2  
**RELEASED:** 1991  
**COMPANY:** Sunsoft

© 1991 Sunsoft Corporation

POWER CARD #56



## RAGING FIGHTER™

**DESCRIPTION:** You are in training on one of seven defenders of the Alpine Mountains. For 7 million years your group has protected this area against all invaders. Part of your training means fighting your way to the top of Troll Tower. Can you prove yourself to be the best?

**CHALLENGE:** In the Story mode can you beat these challenges?

**Medium:** Defeat Fender with Ten as difficulty Level 2

**Intermediate:** Defeat Auro with Ten as difficulty Level 2

**Pro:** Rescue Champions of Troll Tower with Ten as difficulty Level 1

**SYSTEM:** Game Boy  
**GAME TYPE:** Street-Fighting  
**# OF PLAYERS:** 2  
**RELEASED:** 1991  
**COMPANY:** Namco

TM © 1991 Namco

# GET INSTANT REPAIR!



see back cover for more



GET  
FREE  
POWER  
POINTS

**TWO FREE POWER POINTS**

\$



\$

AUTHORIZED REPAIR CENTER

GET  
BUCKS  
OFF

**SAVE \$1.50**

\$



\$

AUTHORIZED REPAIR CENTER

GET  
BIG  
SAVINGS

**SAVE 10%**

\$



\$

AUTHORIZED REPAIR CENTER

He's  
Waiting!



FOR VERIFICATION PURPOSES, PLEASE COMPLETE:

Name \_\_\_\_\_  
Address \_\_\_\_\_  
City \_\_\_\_\_ State \_\_\_\_\_ Zip \_\_\_\_\_  
Telephone \_\_\_\_\_  
E-mail \_\_\_\_\_  
Date of purchase \_\_\_\_\_  
Type of device purchased \_\_\_\_\_  
Name of center \_\_\_\_\_  
Address \_\_\_\_\_  
City \_\_\_\_\_ State \_\_\_\_\_ Zip \_\_\_\_\_  
Telephone \_\_\_\_\_  
E-mail \_\_\_\_\_



FOR VERIFICATION PURPOSES, PLEASE COMPLETE:

Name \_\_\_\_\_  
Address \_\_\_\_\_  
City \_\_\_\_\_ State \_\_\_\_\_ Zip \_\_\_\_\_  
Telephone \_\_\_\_\_  
E-mail \_\_\_\_\_  
Date of purchase \_\_\_\_\_  
Type of device purchased \_\_\_\_\_  
Name of center \_\_\_\_\_  
Address \_\_\_\_\_  
City \_\_\_\_\_ State \_\_\_\_\_ Zip \_\_\_\_\_  
Telephone \_\_\_\_\_  
E-mail \_\_\_\_\_



Name \_\_\_\_\_  
Address \_\_\_\_\_  
City \_\_\_\_\_ State \_\_\_\_\_ Zip \_\_\_\_\_  
Telephone \_\_\_\_\_  
E-mail \_\_\_\_\_  
Date of purchase \_\_\_\_\_  
Type of device purchased \_\_\_\_\_  
Name of center \_\_\_\_\_  
Address \_\_\_\_\_  
City \_\_\_\_\_ State \_\_\_\_\_ Zip \_\_\_\_\_  
Telephone \_\_\_\_\_  
E-mail \_\_\_\_\_



# NEXT ISSUE

COMING IN APRIL, VOLUME 59

**CATCH  
THE LATEST  
SUPER NES  
REVIEWS**



## Ken Griffey Jr. Presents MLB

Just in time for the opening of baseball season, Nintendo and Ken Griffey Jr. have teamed up to bring you the hottest baseball game around! All of the teams and all of the stadiums have been packed into this great game. Check out the action next month.

**Star Trek:  
The Next Generation**

**Turn & Burn:  
No Fly Zone**

**X-Kaliber  
2097**

**Time Trax**

**Mickey's  
Ultimate  
Challenge**

### POWER PLAYER'S CHALLENGE

Only the best game players around can make it onto this page. You think you're a hot player? Prove it by beating the Power Player's Challenge!

### COUNSELORS' CORNER EXTRA

Having trouble with the classic game Crystals? This special two-part section in Counselors' Corner will solve any problems you've ever had with the game.

**NEW  
GAME BOY  
TITLES**



**Prehistorik Man**

**NEW NES  
TITLES**



**The Jungle Book**

### CLASSIFIED INFORMATION

If you thought this month's Super Empire Strikes Back codes were cool, just wait until next month! Look for more great codes, including the awesome 99 lives code!

### NEWS FLASH

**PREVIEW OF  
SUPER  
METROID**

Get an in-depth look at the hottest game of the Winter CES. Samus takes on all of her old enemies in her triumphant return to the planet Zebes. If you call yourself a game player, you better not miss this game!



# 8 great Nintendo OFFERS FROM Kellogg's cereals

Hey, kids!

Take a look at all the cool Nintendo® stuff you can get from specially marked packages of Kellogg's® cereal. Map out your strategy wisely, and you'll be raring in the goods!



1.

Make your hero Mario Advertise only on packages of Kellogg's® Corn Pops® cereal.



2.

Paint and paint another in cool. Free in the mail with specially marked proofs of purchase from Kellogg's® Frost Loops® cereal.



3.

Star Fox™ flight cap! Fly high with this exclusive offer from Kellogg's® Frosted Mini-Wheats® cereal. (\$3.00 with two proofs of purchase and official order form.)



4.

Nintendo® Sticker Cards... one free inside packages of Kellogg's® Apple Jacks® cereal. Collect all four!



6. Take the Super Mario Kart® Challenge on base panels of Kellogg's® Cocoa Krispies® cereal.



5. Money-saving coupons as special Looney Tunes® Canna Boy® or Super HOP® game pads from SuperHop®... only from Kellogg's® Raisin Bran cereal. (Save up to \$5.00.)



7.

Star Fox™ Game Wheel! Just to three, and offered only on packages of Kellogg's® Corn Flakes® cereal. (16.99 plus two proofs of purchase and official order form.)



8. Bonus Round!

That's the secret! Send in two box tops from any of the above cereals specially marked with Nintendo® and you'll earn two Power Points™ — worth \$2.00 in purchases toward even more cool Nintendo® stuff! Send the box tops to: Nintendo Power Super Power Stamps, P.O. Box 60264, Des Moines, IA 50316-0264.

**GET  
INSTANT  
REPAIR!**



*He's  
Waiting!*

  
NINTENDO  
AUTHORIZED REPAIR CENTERS  
1-800-255-3700



*Our goal is to try and preserve classic videogame magazines  
from years gone by before they are lost forever.*

*Thanks goes out to all the people who make this possible.  
From the original editors and writers,  
to everyone involved in acquiring and digitizing these magazines.*

*People interested in helping us out, in whatever way possible.  
Either by donating classic magazines, scanning, editing or distributing them,  
visit us at <http://www.retromags.com>*

*We are only interested in preserving classic magazines  
that are at least 5 years out of print.*

*We have no desire or intention to profit from these in any way.  
So please, if you come across people trying to sell these releases, don't support them!*

*Thank You and ENJOY!*

